Origami Interactive Series No.35 Another 112th issue of Lao Luo

Original Origami Student Takayama CP Origami Opening Number 2019-09-24

Hello everyone, welcome to CP Opening!

In this issue, we will talk about another Lao Luo's work. People call it a comb beetle, but I do n't know if it 's called it right, because I did n't find the original translation named euthysanius_beetle.

So I went to Baidu to find some pictures of beetles, and found that there was a picture that was very close to the finished picture of this work.

How is it like!
Let 's not talk more about the CP that we are going to talk about today!



CP折纸开根号

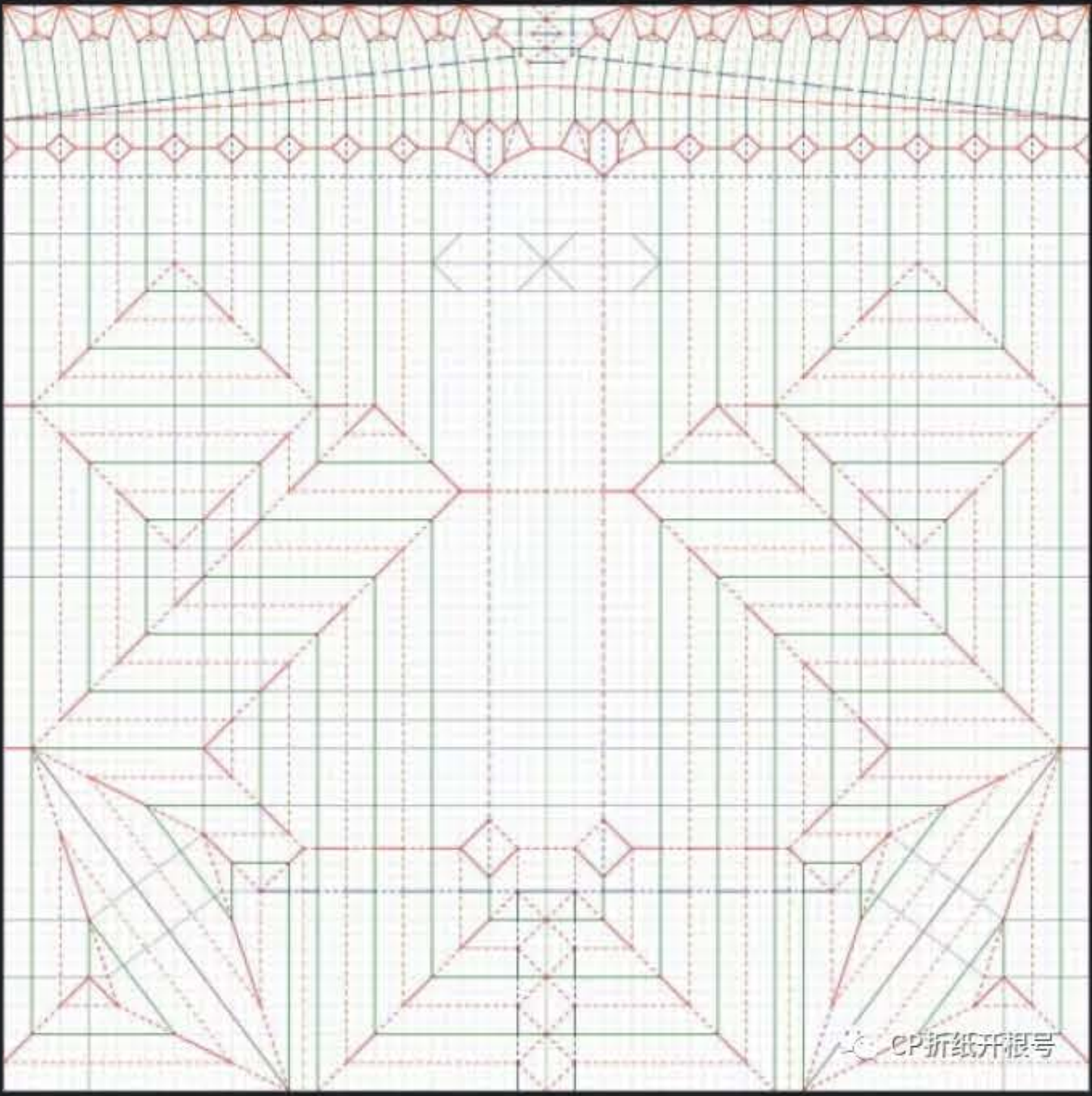

CP折纸开根号

This issue is divided into 38 equal parts and 76 equal parts.

First of all, of course, the division of this work can of course be solved mathematically, but it is really easy to operate without 40 divisions and then cutting out two copies, so I do n't recommend the 19 division method here! If you want to learn, you can do it yourself or join the origami university website.

Now let ‘s start the line and grid! In this issue, I had to use the following two-color paper in order to find a paper that can be colored similar to the original, but it turned out that the reversed part of the final color is a bit inappropriate, but it does not matter, even if it is an example, everyone When using paper, you can refer to the color to make the color of the feet more cool!

First we start from the middle, because we have done a lot of similar works

The peaks and valleys are folded from the middle two cells, and then one cell on each side is used as the unit.

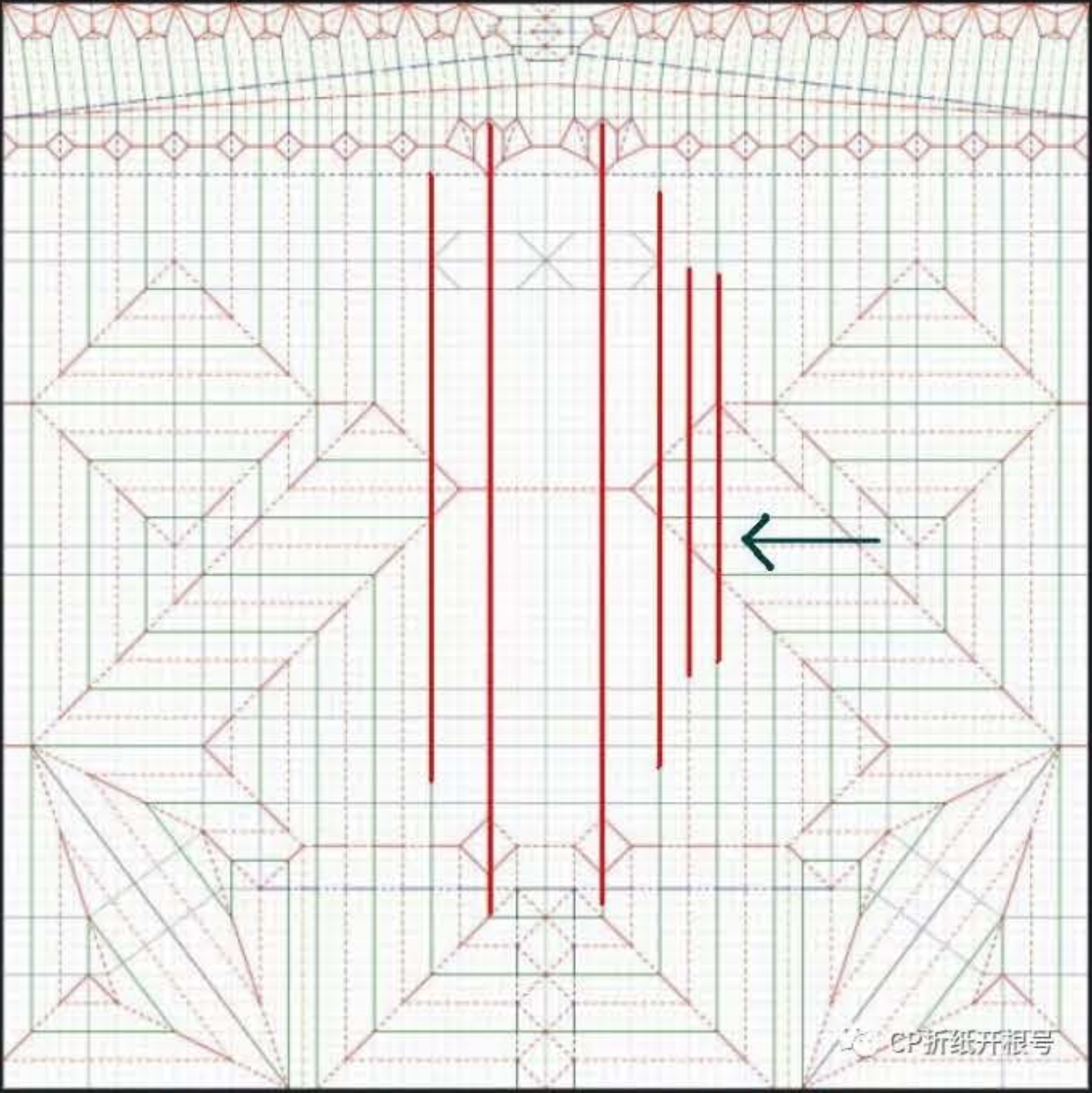

CP折纸开根号





CP折纸开根号



CP折纸开根号

Let 's open the income part on one side, and then aggregate it as shown below

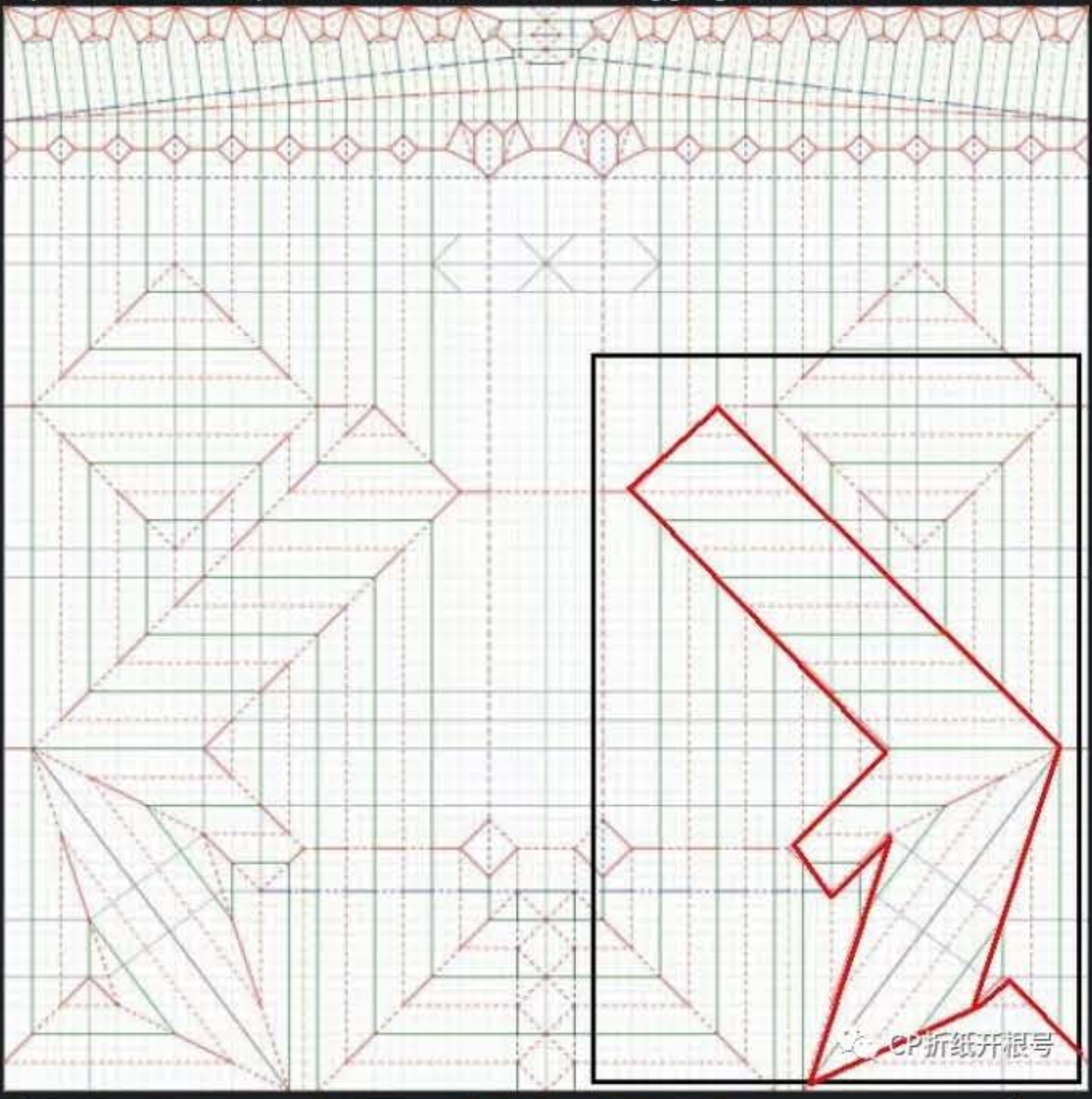
CP折纸开根号

CP折纸开根号


CP折纸开根号



CP折纸开根号

CP折纸开根号



Complete the other side below







CP折纸开根号

Now let 's deal with the two boxes in the figure below. Note the continuous valley lines of the two small squares.

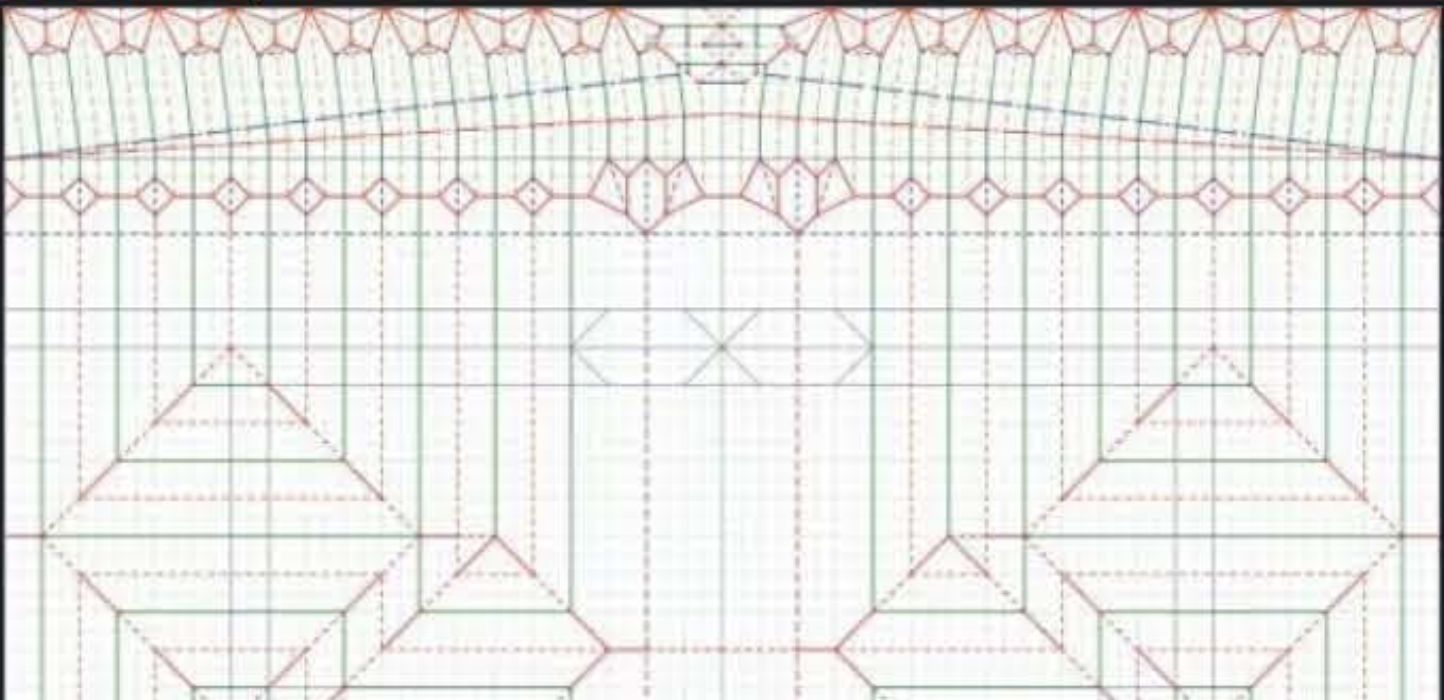

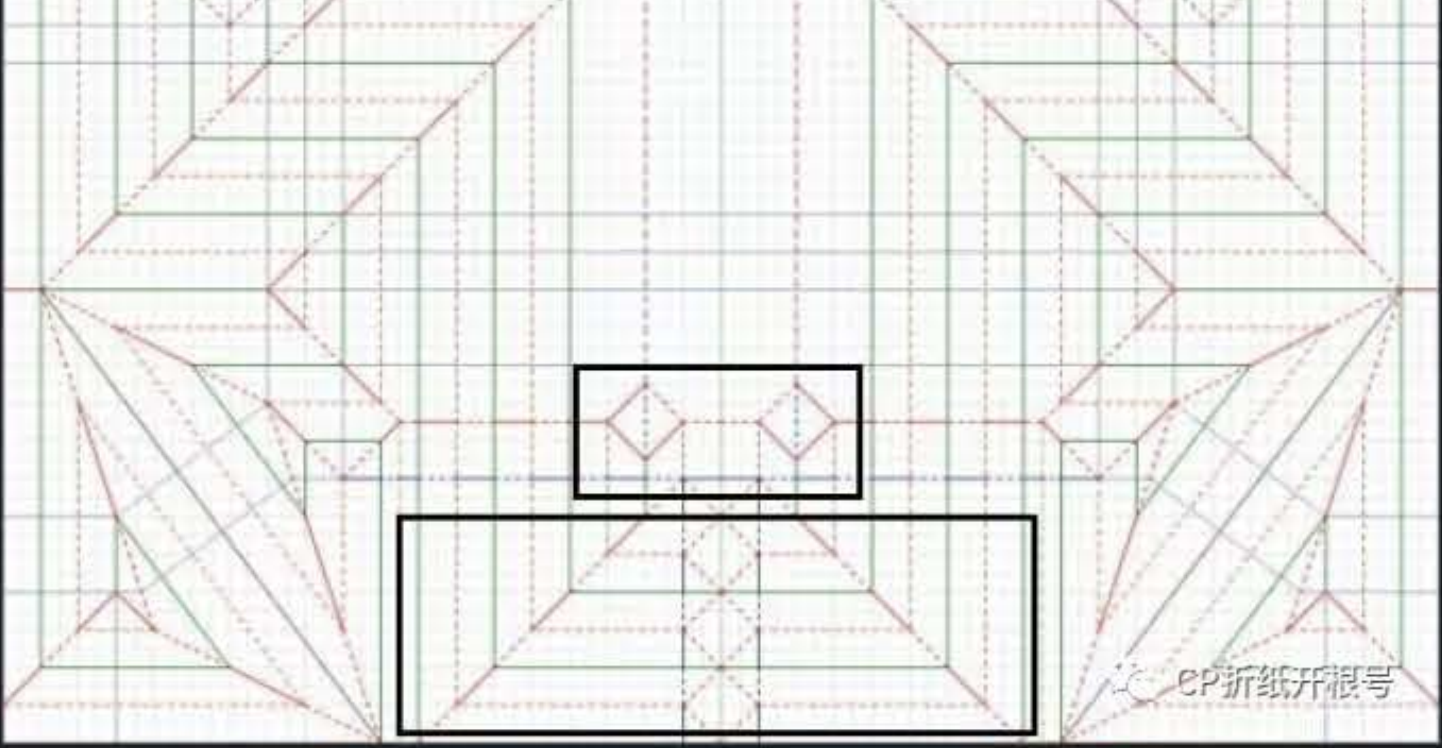

CP折纸开根号





CP折纸开根号



CP折纸开根号



CP折纸开根号

CP折纸开根号

Next complete the large square aggregation on both sides

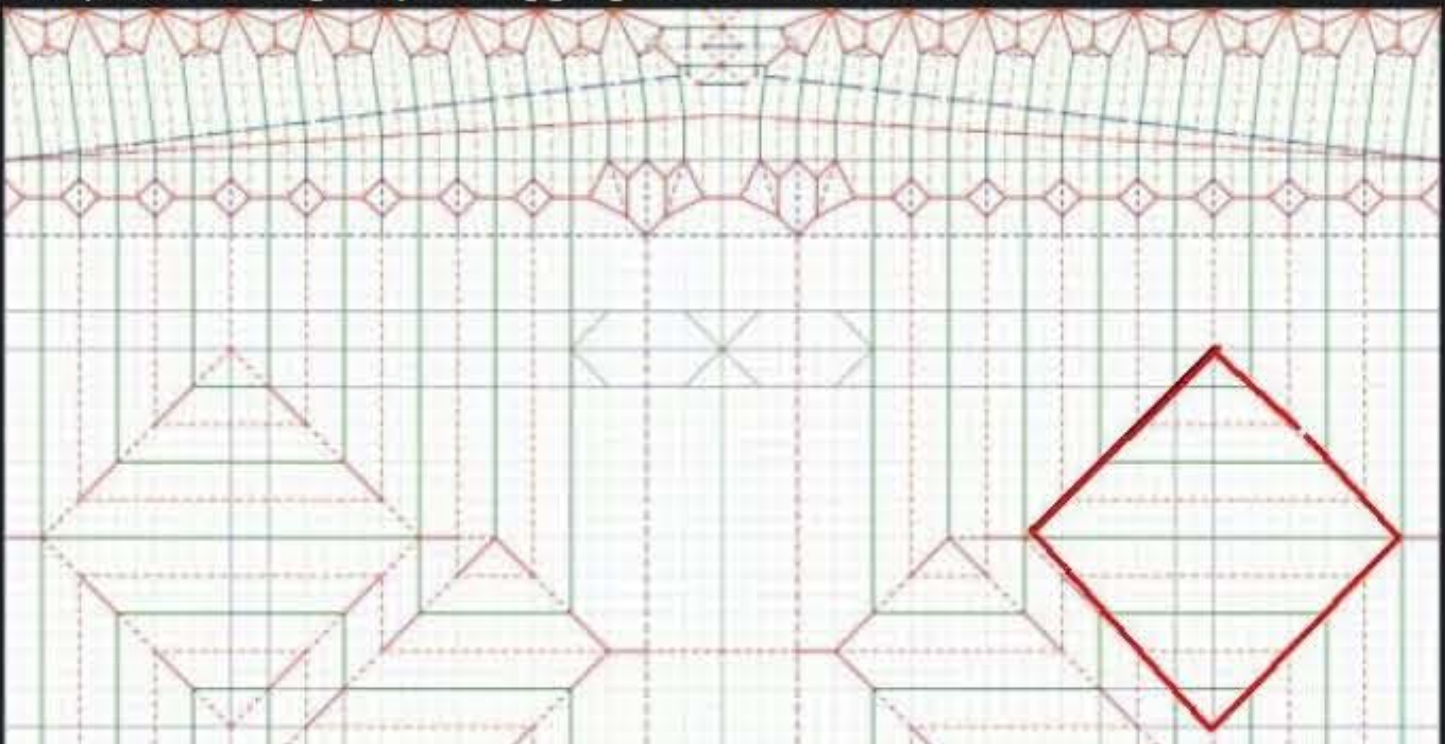

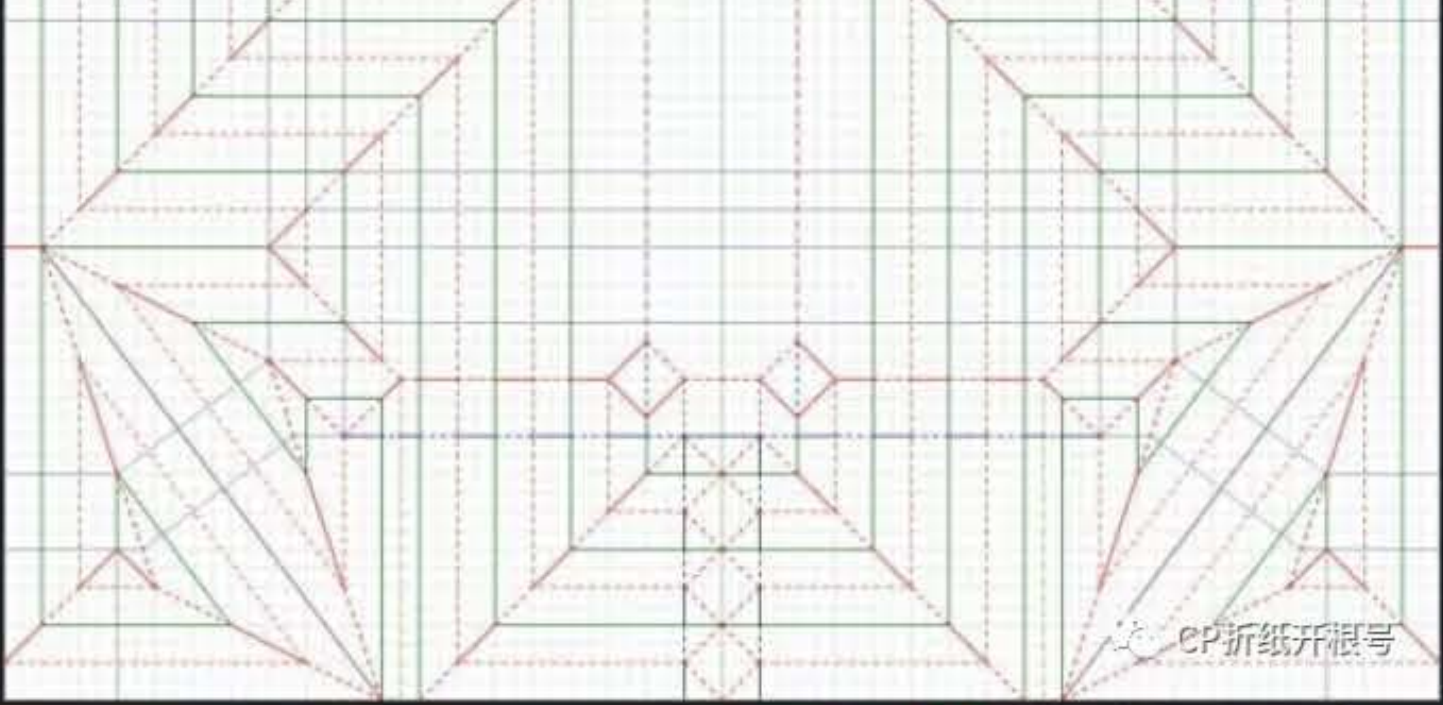

CP折纸开根号

CP折纸开根号



CP折纸开根号



CP折纸开根号

Next is the only minor difficulty in this issue, the head. What is worth mentioning here is the distribution of each comb tooth, everyone should pay attention to it when shaping.

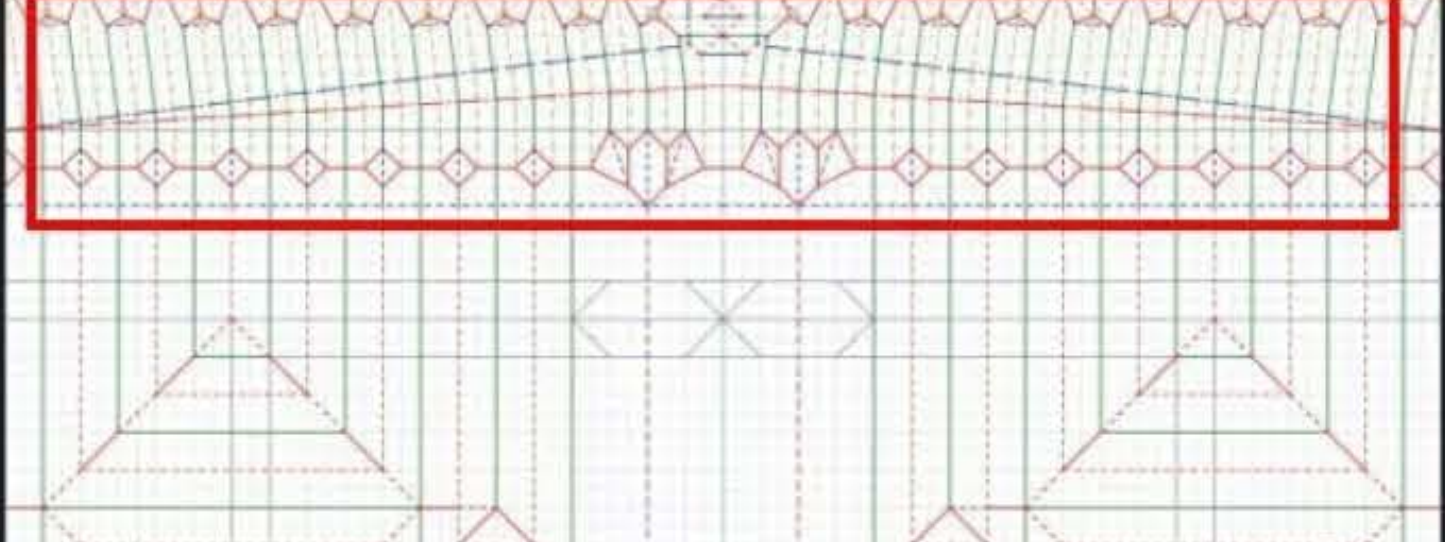

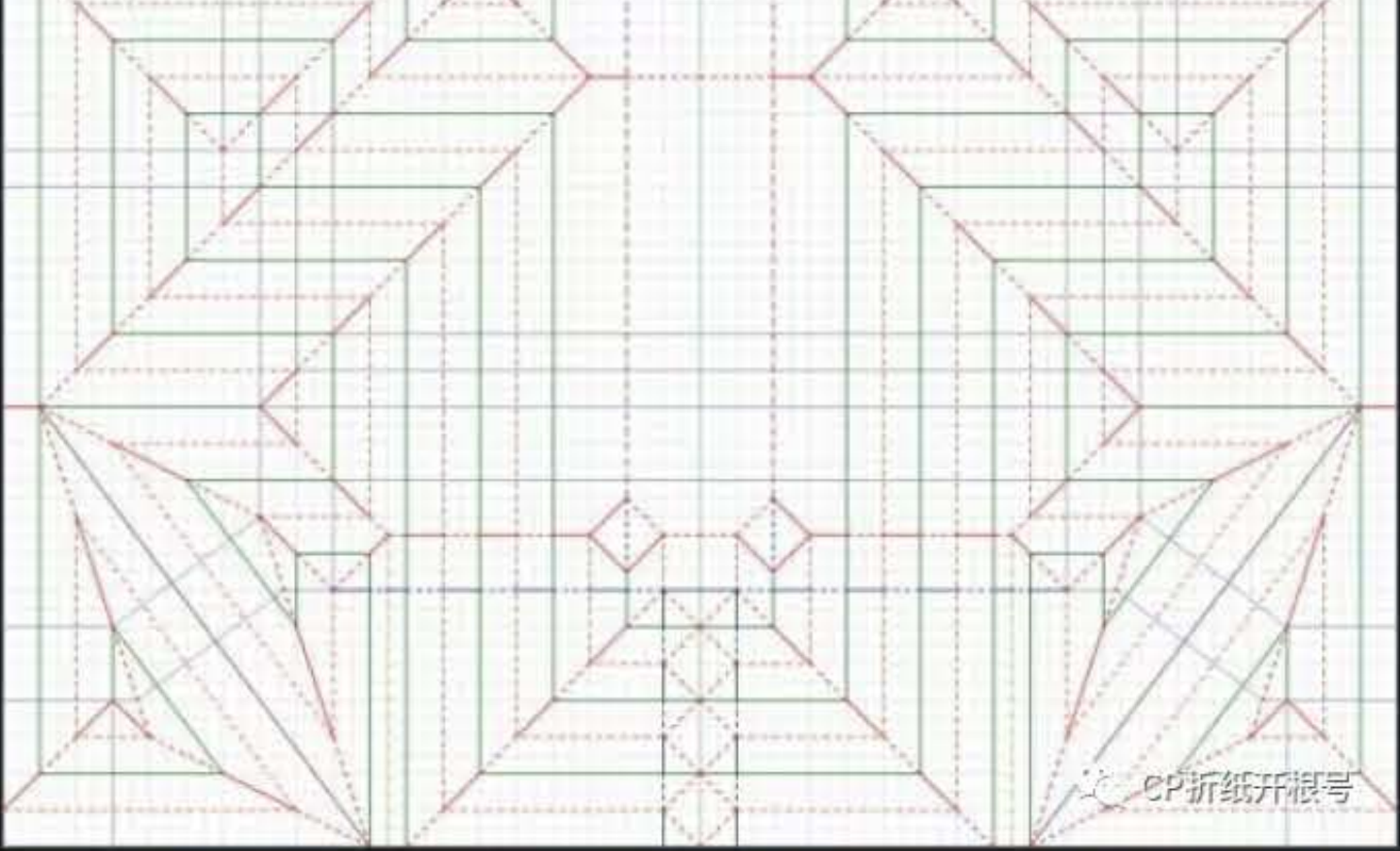

CP折纸开根号



CP折纸开根号



CP折纸开根号

CP折纸开根号



CP折纸开根号

CP折纸开根号

CP折纸开根号

CP折纸开根号



CP折纸开根号

At this point, we have aggregated all the lines in the CP. Since my paper selection is not suitable but I need to talk about how to reshape, here I will give attention to the issues that need attention in the reshaping process!

The first is to create the shape of the back.



CP折纸开根号



CP折纸开根号



CP折纸开根号

CP折纸开根号



CP折纸开根号



CP折纸开根号



CP折纸开根号

CP折纸开根号

From here, it is not difficult to see that sometimes a few lines can also play a different armor back!

CP折纸开根号

CP折纸开根号

There is nothing to say about a few legs, so look at the head again





CP折纸开根号



CP折纸开根号

CP折纸开根号



CP折纸开根号

I hope everyone can fold it with monochromatic paper, and then trim the worm body to be slender. As for whether the comb on the head looks outward or inward, there is no fixed saying, but the original is to put the tooth structure It 's inside, but to be honest, the outside is also good, so let 's consider fate shaping here!

Come on, origami gentlemen!

See you next time!

“感谢关注感谢持续关注”

高山 的赞赏码

CP折纸开根号

Below is the QR code of the public account

CP折纸开根号

Past directories

Links to the top 100 issues

Origami Sharing Series No.36 Total No. 101 The Big Worm Not a Worm- 虫

CP Share Series No. 37 Total No. 102 Interpretation of Strong Colony CP

Origami Share Series No.38 Total 103rd Strong Colony Armor CP2

CP Entry-level Works Series (Interaction No. 33) Total 104th Issue BUG--CP

Origami Sharing Series No.39 Total 105 Issue Another shrimp CP

Origami Sharing Series No.40 Total 106th Issue of Hatsune

Origami Sharing Series No.41 Total 107th Issue Another CP by Weiss

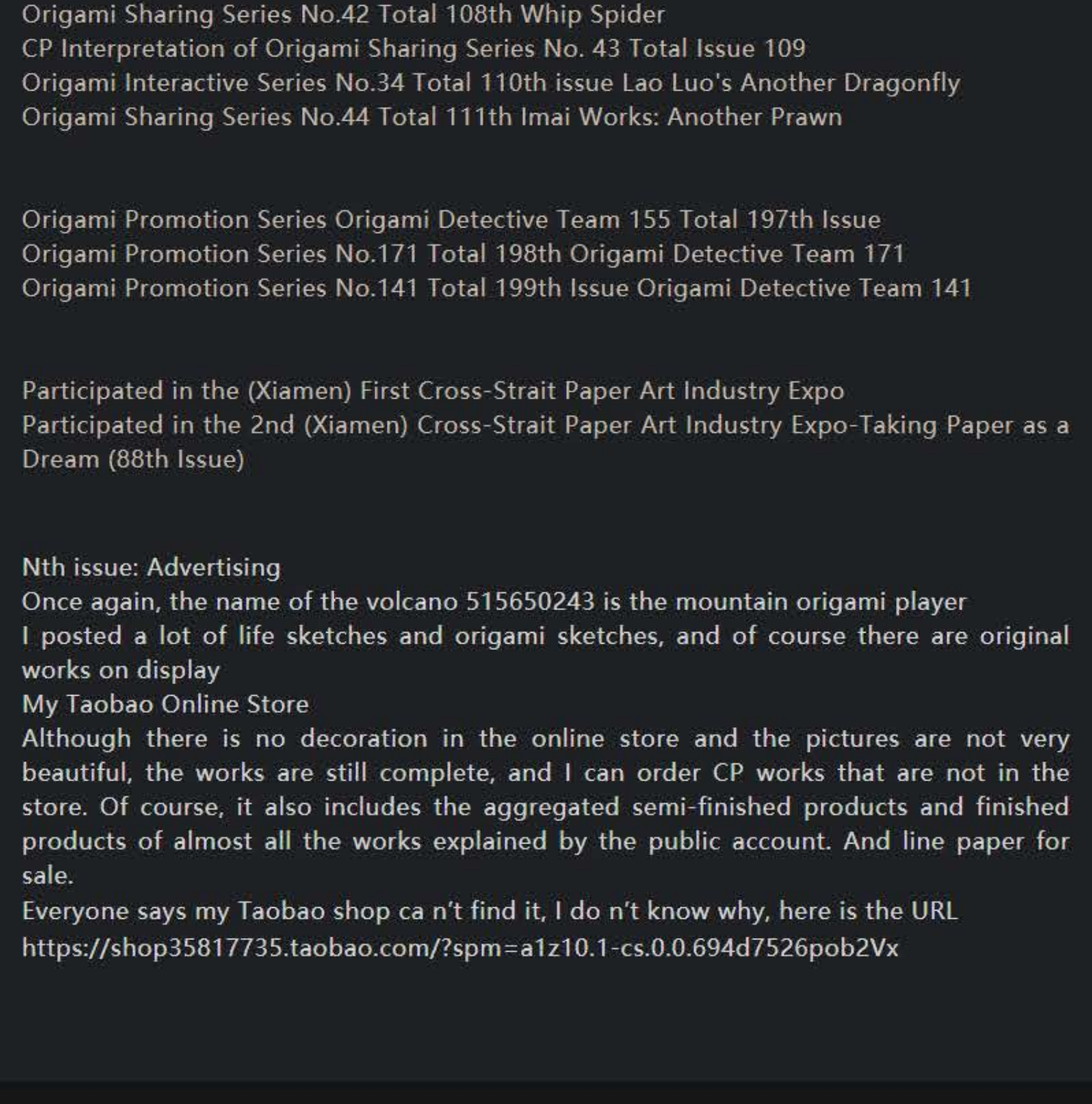

Origami Sharing Series No.42 Total 108th Whip Spider
CP Interpretation of Origami Sharing Series No. 43 Total Issue 109
Origami Interactive Series No.34 Total 110th issue Lao Luo's Another Dragonfly
Origami Sharing Series No.44 Total 111th Imai Works: Another Prawn

Origami Promotion Series Origami Detective Team 155 Total 197th Issue
Origami Promotion Series No.171 Total 198th Origami Detective Team 171
Origami Promotion Series No.141 Total 199th Issue Origami Detective Team 141

Participated in the (Xiamen) First Cross-Strait Paper Art Industry Expo
Participated in the 2nd (Xiamen) Cross-Strait Paper Art Industry Expo-Taking Paper as a Dream (88th Issue)

Nth issue: Advertising
Once again, the name of the volcano 515650243 is the mountain origami player
I posted a lot of life sketches and origami sketches, and of course there are original works on display
My Taobao Online Store
Although there is no decoration in the online store and the pictures are not very beautiful, the works are still complete, and I can order CP works that are not in the store. Of course, it also includes the aggregated semi-finished products and finished products of almost all the works explained by the public account. And line paper for sale.
Everyone says my Taobao shop ca n't find it, I do n't know why, here is the URL
https://shop35817735.taobao.com/?spm=a1z10.1-cs.0.0.694d7526pob2Vx