CP折纸开根号

Now let 's talk about another mouse. This is a little more difficult. It will take some time to get another line. Come on, everybody!

First we find a two-color paper of suitable color, the size is less than 30, and the hardness is about 80 grams, which is harder than A4.

Then let's observe the following picture together and prepare to wire.


CP折纸开根号

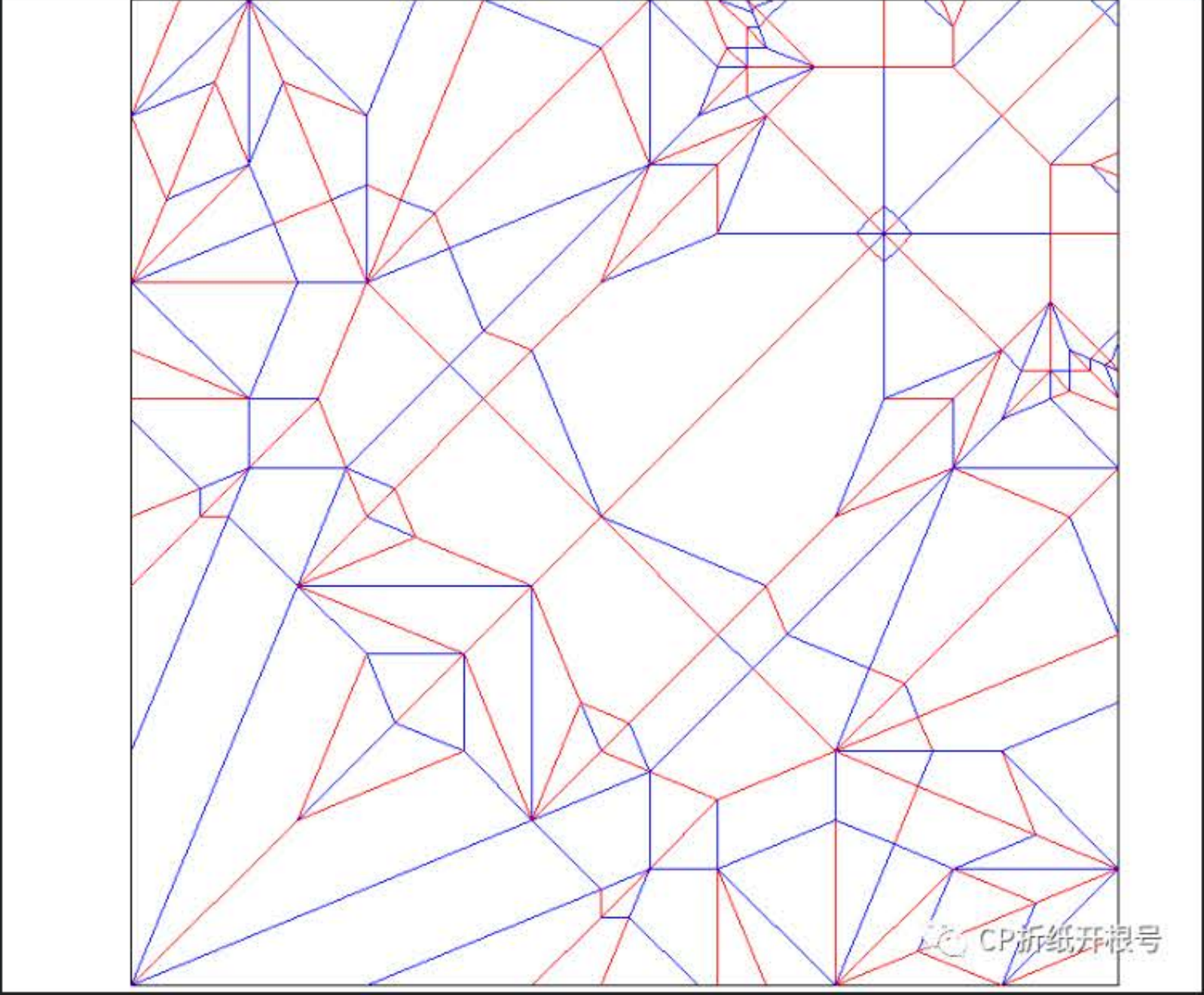

In this CP, we are still square oblique ten lines --- a corner corner line --- vertical lines at the intersection point to the bottom, and all black lines in the figure below --- the black lines are green Lines --- from the green line to the red line to complete all the lines. (There are many ways to wire here, please use the fastest and most convenient method by yourself)

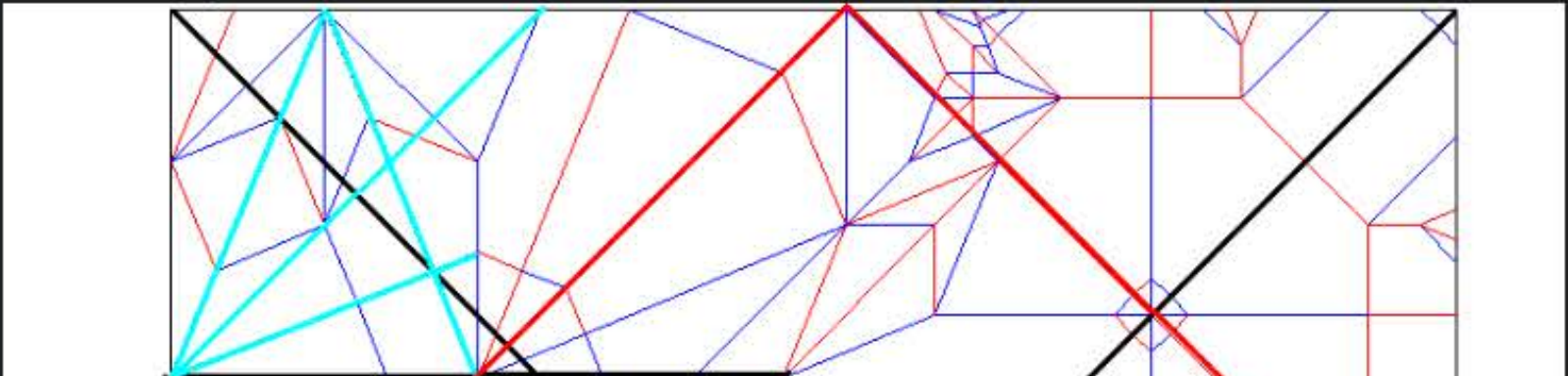

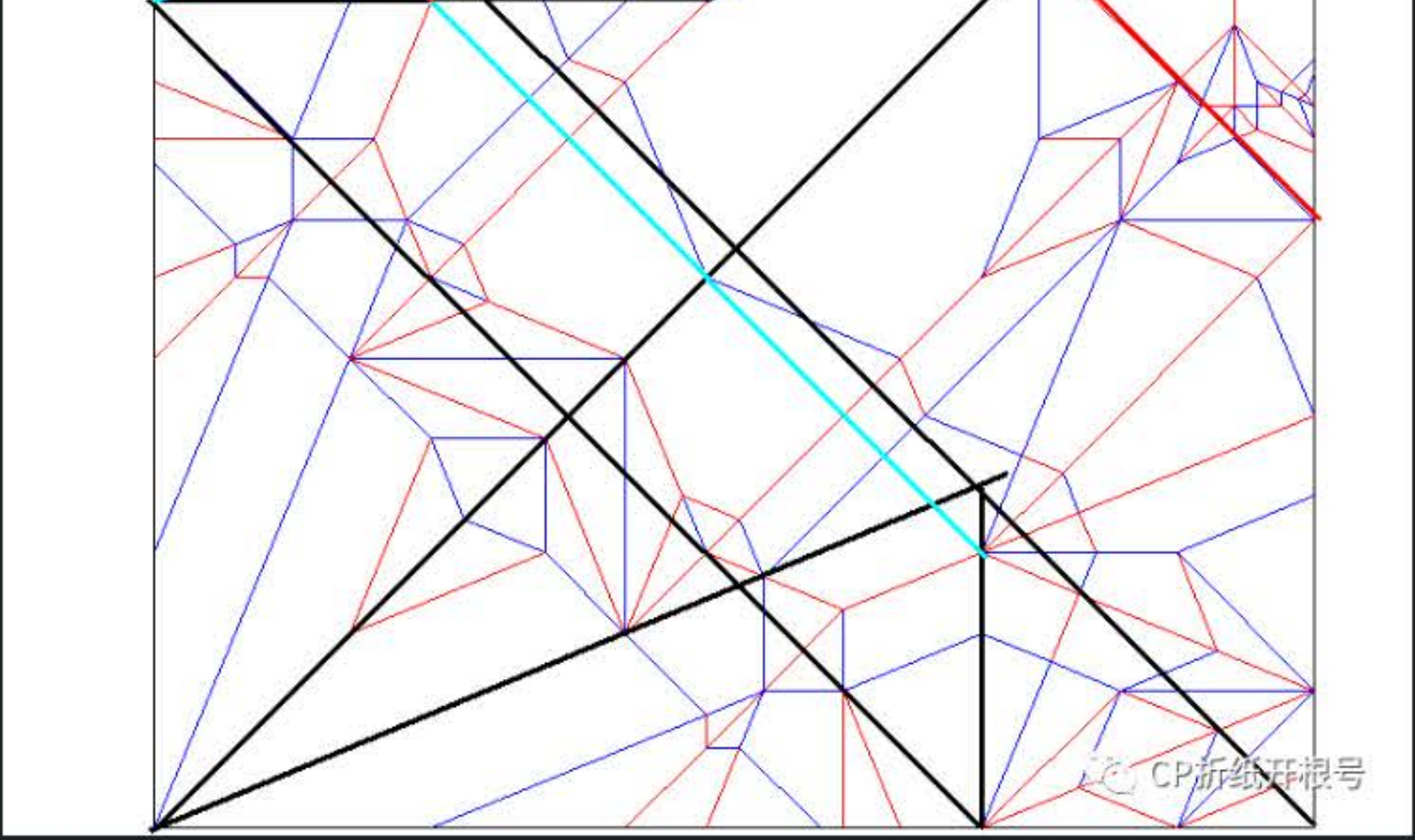

You guys who are well connected, do it with me!
I use red and white.



CP折纸开根号

The next two pictures, folded in half, and then folded in sections



CP折纸开根号



The diagonal section break here is to adjust the body angle. See CP

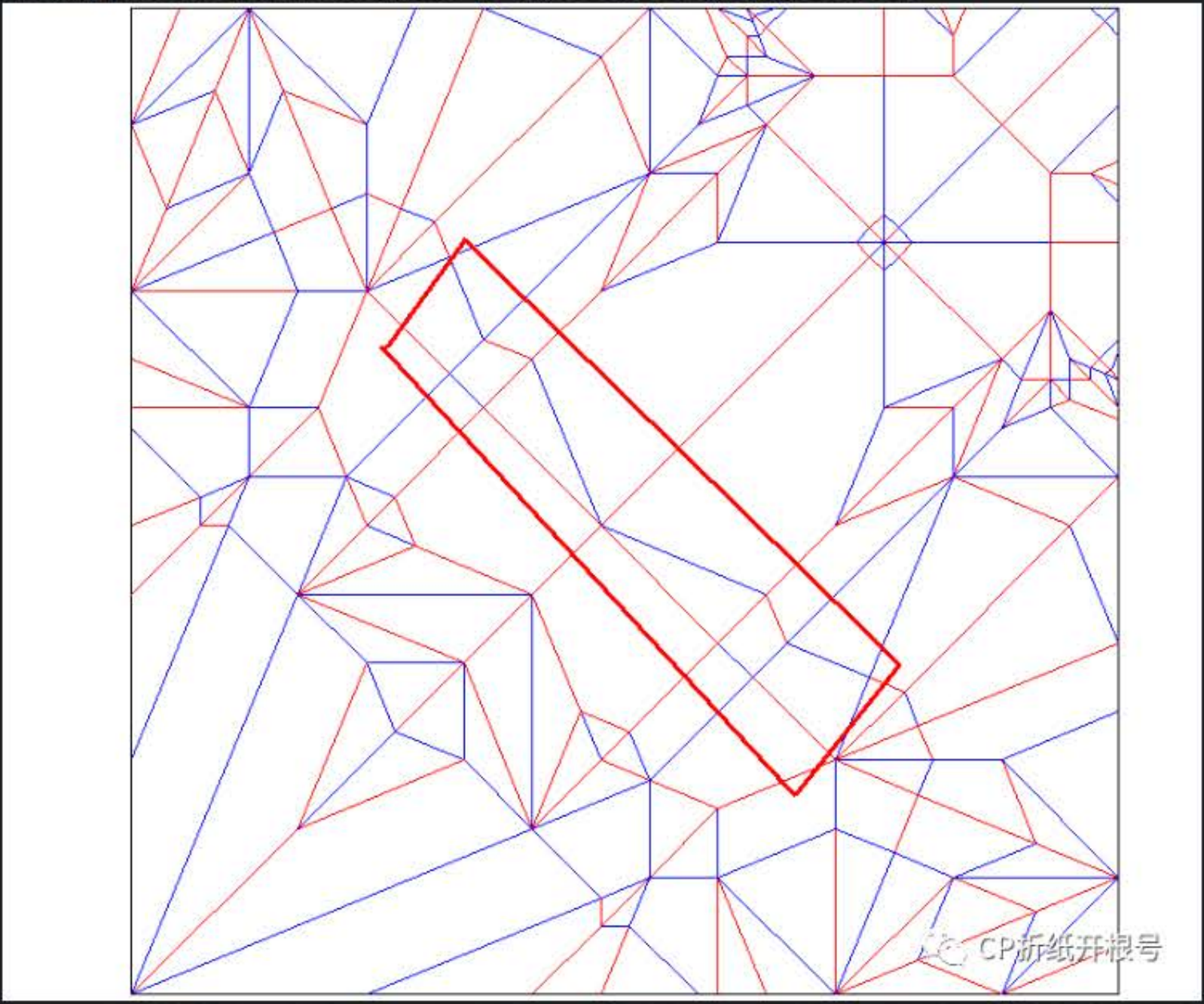



CP折纸开根号

CP折纸开根号

CP折纸开根号

Below we pick up the paper to complete the tail polymerization

CP折纸开根号



CP折纸开根号

CP折纸开根号



CP折纸开根号





CP折纸开根号

CP折纸开根号

Here the color of the tail and the aggregation at the body need to be completed together with the upper body line.



CP折纸开根号



CP折纸开根号



CP折纸开根号

CP折纸开根号



CP折纸开根号

Converge the connection of the tail and hind legs on the other side



CP折纸开根号

CP折纸开根号



CP折纸开根号



CP折纸开根号

Turn back to the original perspective.



Then complete the upper body and head

CP折纸开根号

CP折纸开根号



CP折纸开根号



CP折纸开根号



CP折纸开根号

CP折纸开根号

This part is the most meticulous part of this mouse, which is the reverse color of the two feet, so everyone should try using a small piece of paper.



CP折纸开根号



CP折纸开根号

CP折纸开根号





CP折纸开根号



CP折纸开根号



CP折纸开根号



CP折纸开根号



CP折纸开根号



CP折纸开根号





CP折纸开根号





CP折纸开根号



CP折纸开根号

CP折纸开根号

CP折纸开根号

CP折纸开根号

CP折纸开根号



CP折纸开根号

CP折纸开根号

As the saying goes, the rat steals the food and defends itself. After folding these two little ones, you should quickly reserve some works!

That's it for this issue🤔

Come on, origami gentlemen!
See you next time!

“感谢关注感谢持续关注”

高山 的赞赏码

CP折纸开根号

Below is the QR code of the public account. Welcome everyone to pay attention to modern origami and CP origami.

Past directories

CP Public Account Title for Classification Purpose-Relabeling

Links to the first 130 issues
Origami Interactive Series No.46 Total 131st CP CP Exclusive Shoot
Origami Interactive Series No.47 CP fans exclusive small real shot total 132th issue of small origami that can be used as gifts
CP Share Series No. 52 Total 133rd Shrimp Is Here Again
Origami Interactive Series No.48 Total 134th Issue of CP Lovers
Origami Interactive Series No.49 Total 135th Issue (Annual Leave Special Chapter 1) Exclusive Real Shooting for CP Lovers
Origami Interactive Series No.50 Total 136th Issue (Annual Leave Special Chapter 2) CP Fans Exclusive Real Shooting
CP Sharing Series No.53 Total 137th Imai Works Ise Lobster
CP Share Series No.54 Total 138th New Year Egg Dragon CP

Origami Promotion Series No.001 Total 82nd Issue Introduction of Origami Magazine
Origami Promotion Series Origami Detective Team 155 Total 197th Issue
Origami Promotion Series No.171 Total 198th Origami Detective Team 171
Origami Promotion Series No.141 Total 199th Issue Origami Detective Team 141

Participated in the (Xiamen) First Cross-Strait Paper Art Industry Expo
Participated in the 2nd (Xiamen) Cross-Strait Paper Art Industry Expo-Taking Paper as a Dream (88th Issue)

Nth issue: Advertising
Once again, the name of the volcano 515650243 is the mountain origami player

I posted a lot of life sketches and origami sketches, and of course there are original works on display🤭

My Taobao Online Store

Although there is no decoration in the online store and the pictures are not very beautiful, the works are still complete, and I can order CP works that are not in the store. Of course, it also includes the aggregate semi-finished products and finished products of almost all the works explained by the public account And line paper for sale.

Everyone says my Taobao shop ca n't find it, I do n't know why, here is the URL

https://shop35817735.taobao.com/?spm=a1z10.1-cs.0.0.694d7526pob2Vx

Article modified on 2020-02-01