CP Sharing Series No.58 Total 151th CP II you may not fold

Original origami student Takayama CP origami opening root February 23

Hello everyone, welcome to CP Opening!
Today, we will send another series of works that will not be folded. The last issue said that they will be released until you fold. This is of course a joke. In March we will know some new works, but before we do, we will finish a few of them. Works like this. If there is time next week, I will send two sketches to adjust it, so don't worry about it, I know the paper does not want to fold! !!

Let 's get to know the second work in this series. Is it called a kind? I really do n't know the clear words, I will definitely leave a message for me! !!



luca
@faldumo

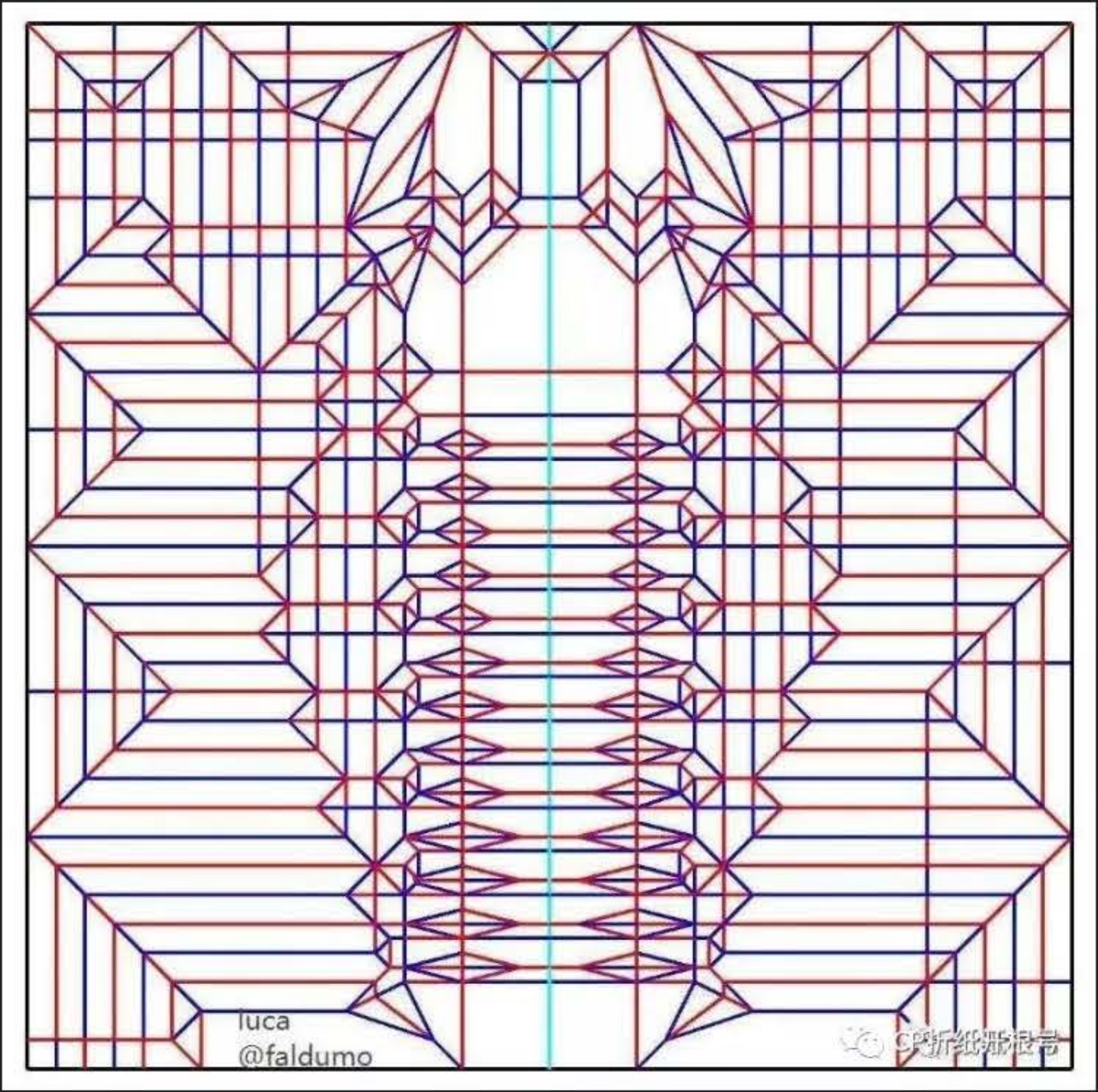

Works in this issue 36--36 square

So everyone, together, want to fold together to find a piece of two-color paper.

First of all, we still start from the middle, once peaks and valleys, and then back to the central axis in units of one grid. Since there are too many knots in the body of the work, we immediately complete the "knots" after the vertical peaks and valleys are folded horizontally.

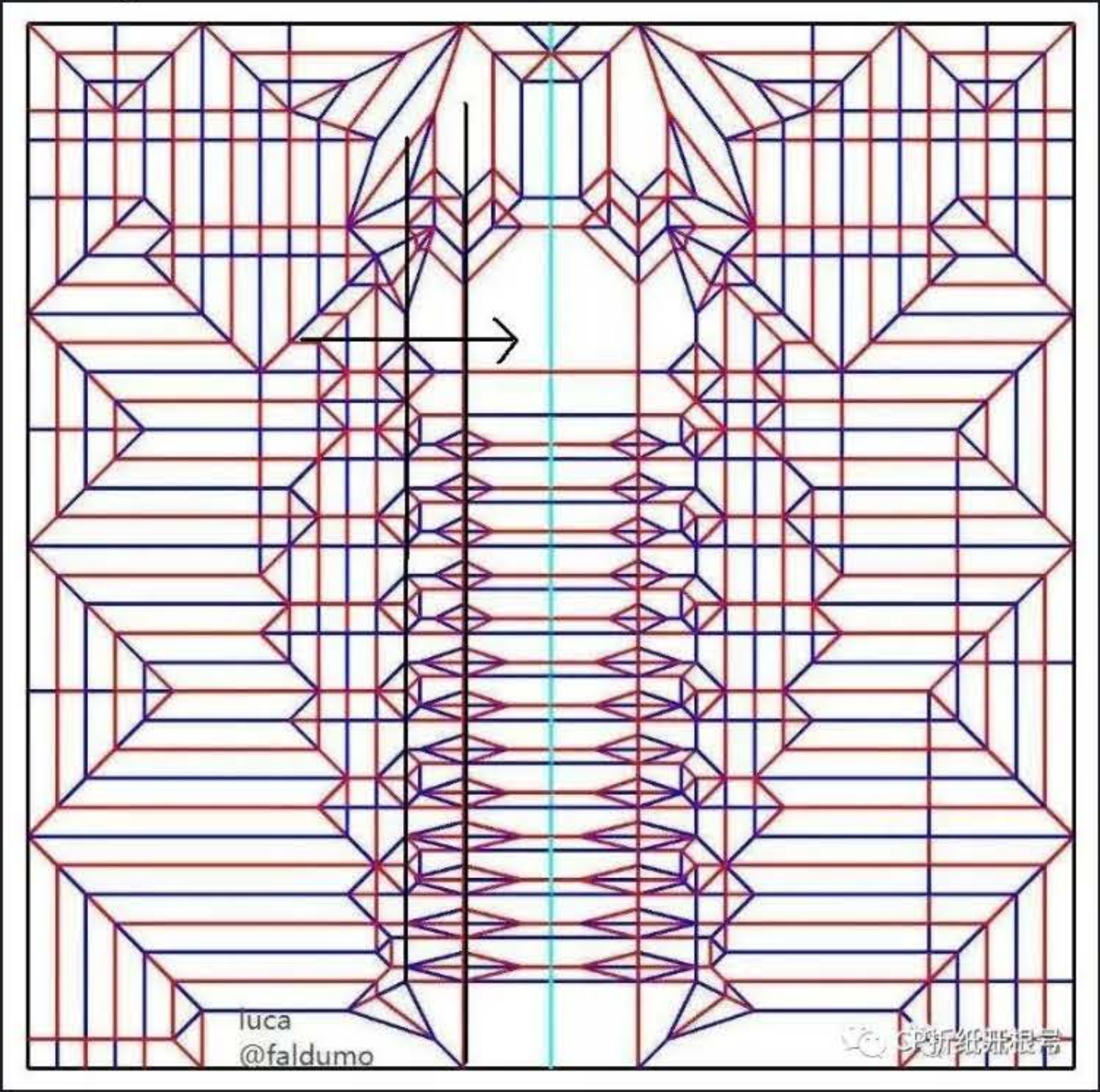

CP折纸涨根号



When finished, you must first solve the red diamond structure part in the picture below, and then complete the black jagged part

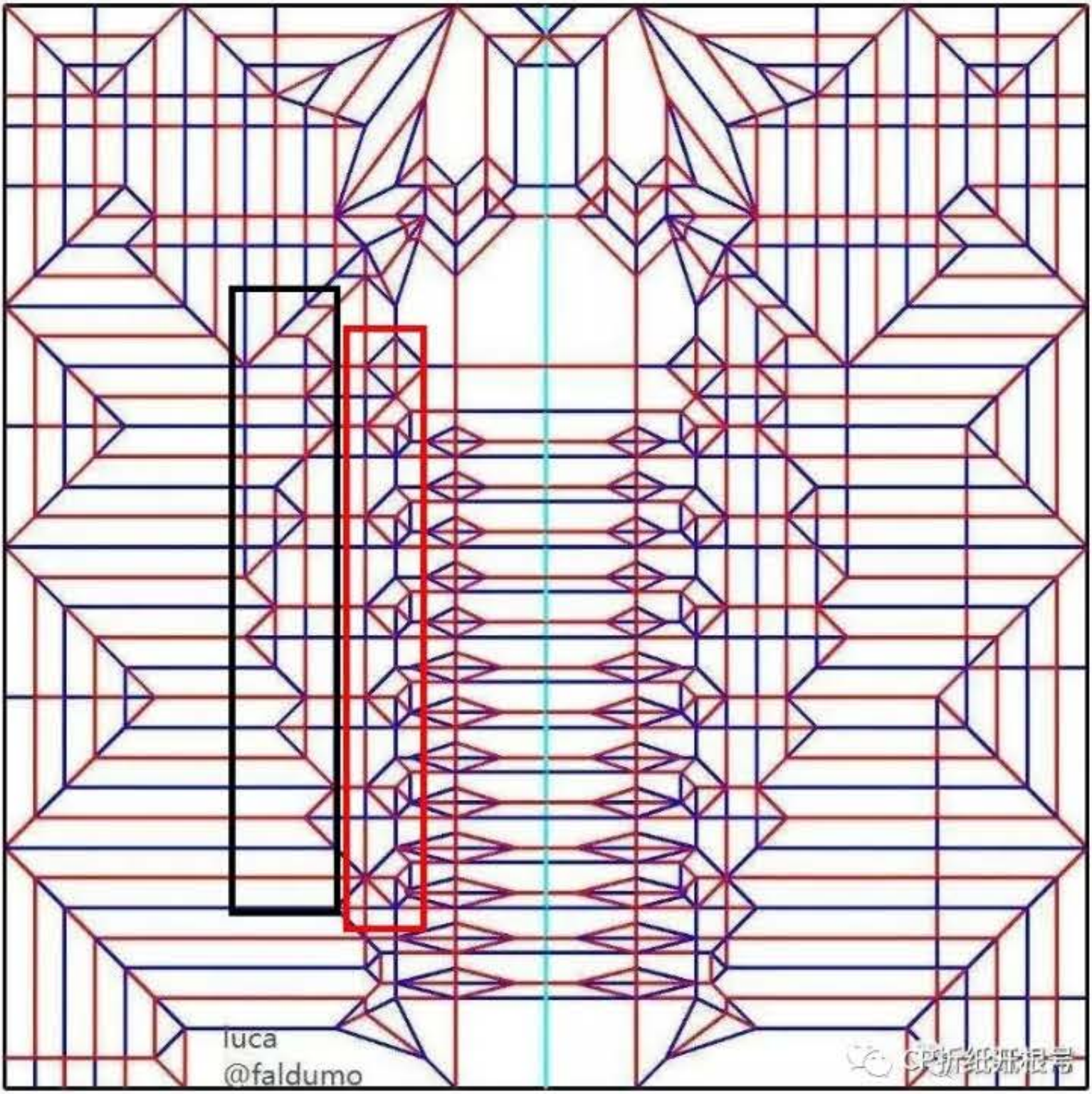

CP折纸派根号

CP折纸开根号

CP折纸开根号

CP折纸开根号



The structure here is best not to be lazy, this folding method is used in many places, it is best to learn.

CP折纸开根号

CP折纸开根号

CP折纸开根号



Now start to complete the sawtooth structure.



CP折纸开根号


CP折纸开根号

Next, let's gather together the legs on both sides.

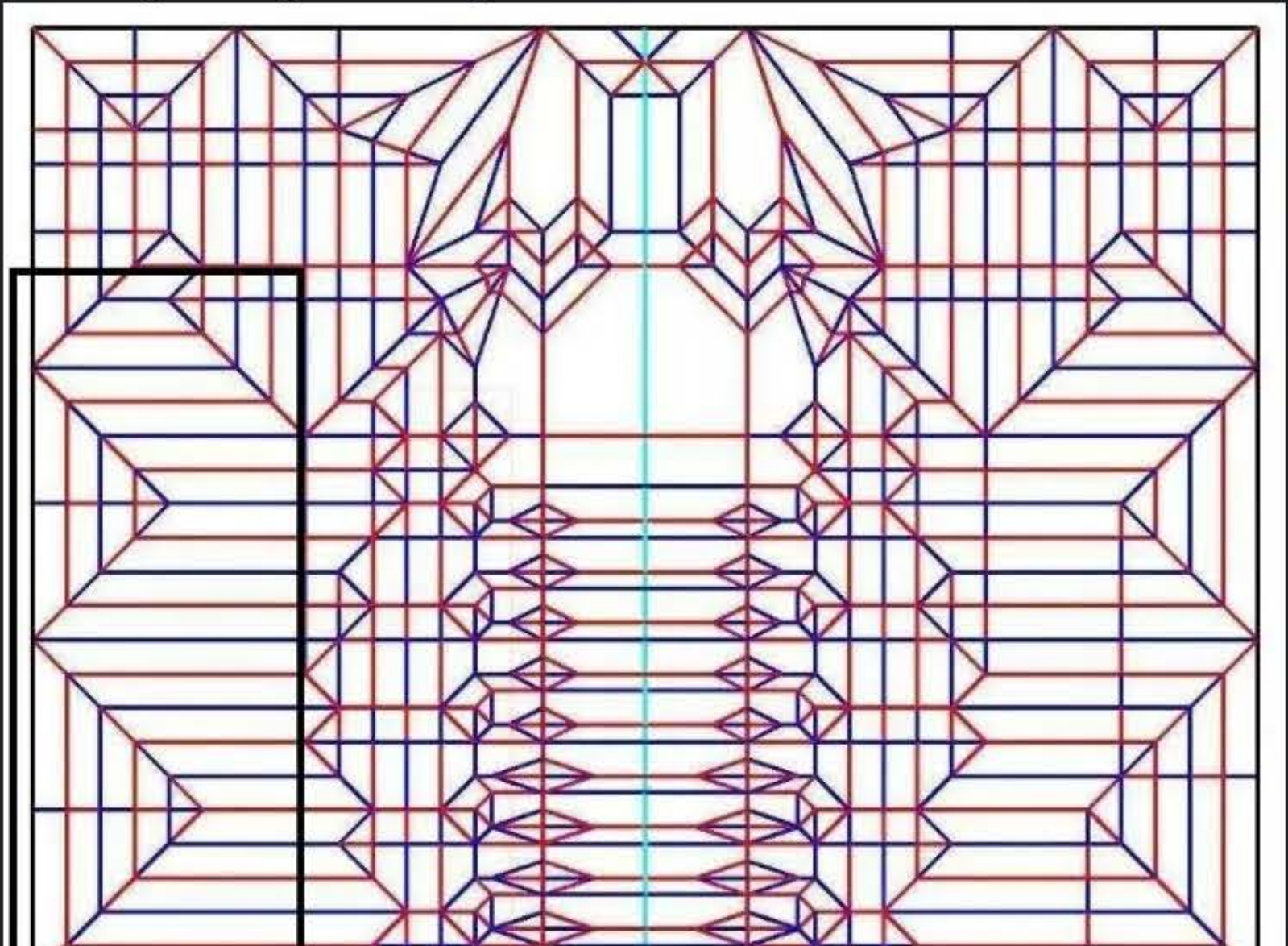

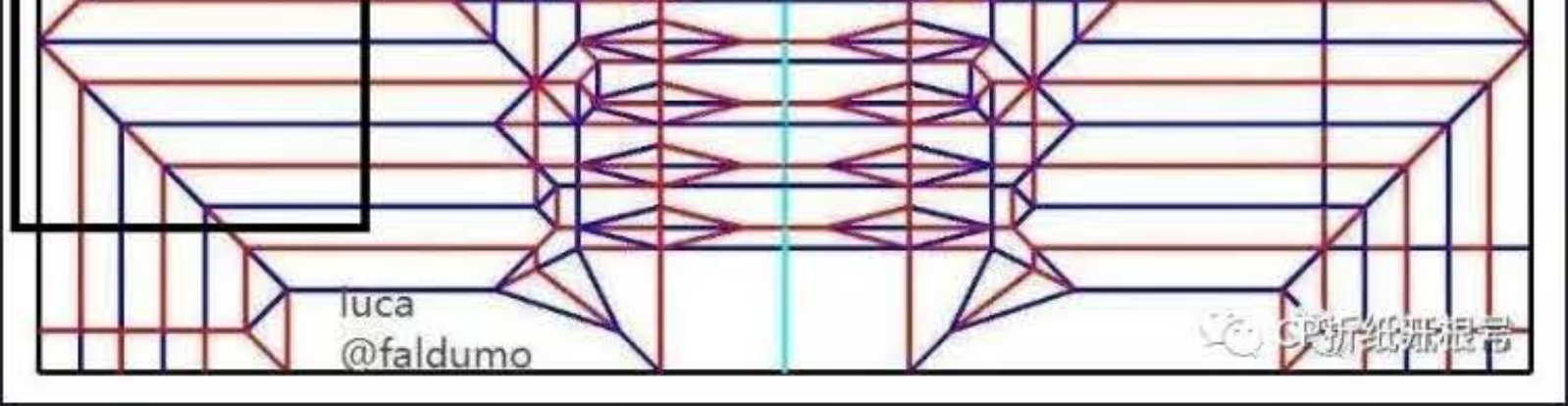

CP折纸班根号

CP折纸开根号

CP折纸开根号

CP折纸开根号

Then there are a few small heads and heads. You only need to deal with the cross structure in the black frame in the upper middle. The other is not difficult.

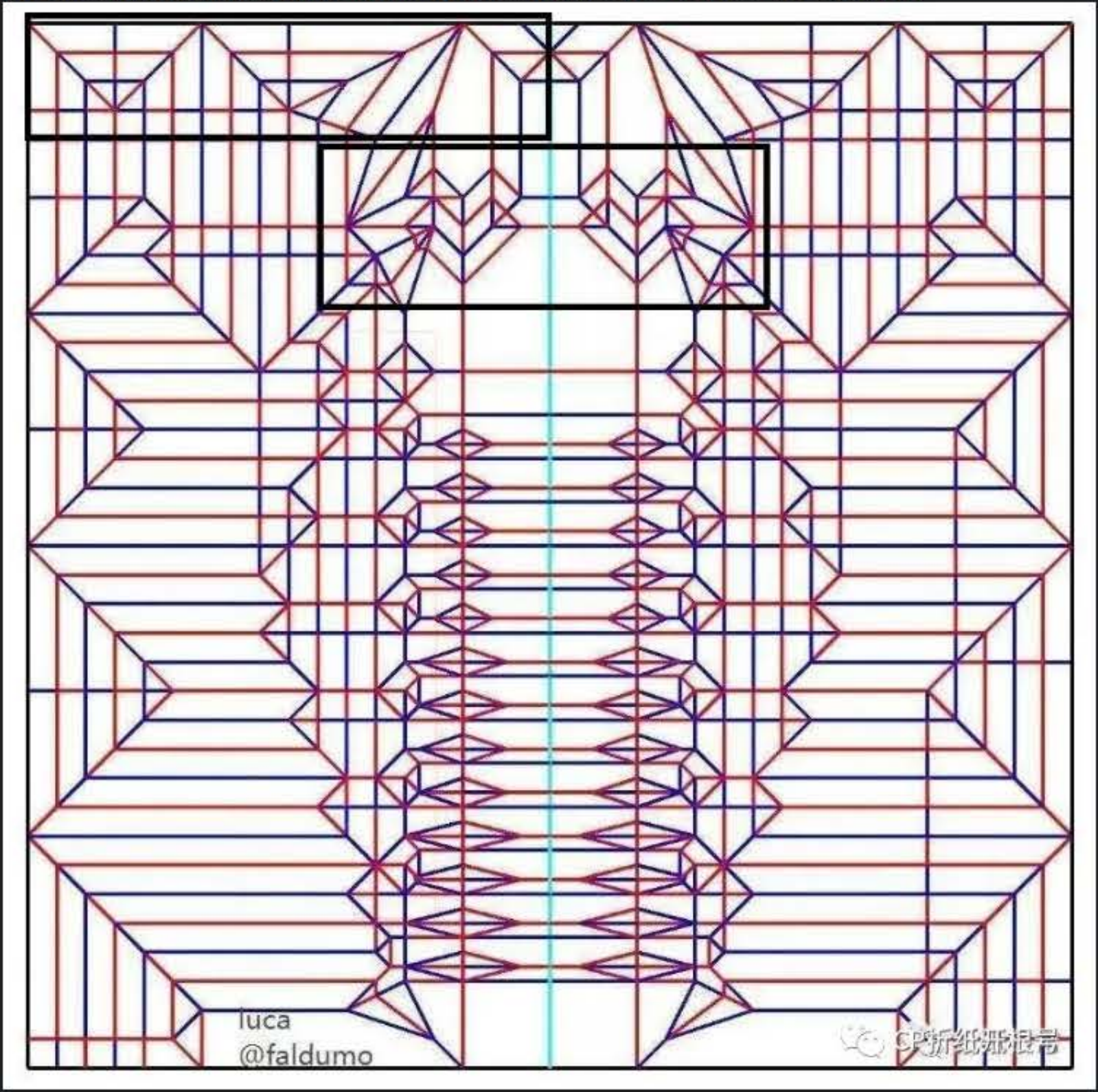

CP折纸开根号

CP折纸开根号

CP折纸开根号

CP折纸开根号

CP折纸开根号

The aggregation here must be coordinated, pay attention to the long-term processing



CP折纸开根号



CP折纸开根号

CP折纸开根号



CP折纸开根号



CP折纸开根号



CP折纸开根号

CP折纸开根号

CP折纸开根号



CP折纸开根号



CP折纸开根号

CP折纸开根号

After the aggregation, the biggest problem is shaping. To be honest, I don't know how to shape the work. Basically, I just follow the picture!





CP折纸开根号



CP折纸开根号

This part must be folded into a conical shape, and it cannot be folded directly into place. Why? Because most folds are handled this way.



CP折纸开根号



CP折纸开根号

CP折纸开根号









CP折纸开根号

The following is what I am not sure about. If it is not folded back, it cannot be turned into the original. If it is folded back, it seems to completely break all the lines on the original CP.



CP折纸开根号

Here we first compound a small piece of reverse color.





CP折纸开根号

CP折纸开根号

CP折纸开根号



CP折纸开根号



CP折纸开根号


CP折纸开根号

It's not clear here, right, but I didn't think of another way.

CP折纸开根号

CP折纸开根号

To tell the truth to the head, I did n't understand it. If the face is shaped like the original picture, why is CP drawn like that? Too strange! Don't understand at all! But I drew a tiger according to the cat.

Come on, origami gentlemen!
See you next time!

“感谢关注感谢持续关注”

高山 的赞赏码

Below is the QR code of the public account. Welcome everyone to pay attention to modern origami and CP origami.

CP折纸开眼号

Past directories

CP Public Account Title for Classification Purpose-Relabeling

Links to the first 130 issues
Origami Interactive Series No.46 Total 131st CP CP Exclusive Shoot
Origami Interactive Series No.47 CP fans exclusive small real shot total 132th issue of small origami that can be used as gifts
CP Share Series No. 52 Total 133rd Shrimp Is Here Again
Origami Interactive Series No.48 Total 134th Issue of CP Lovers
Origami Interactive Series No.49 Total 135th Issue (Annual Leave Special Chapter 1) Exclusive Real Shooting for CP Lovers
Origami Interactive Series No.50 Total 136th Issue (Annual Leave Special Chapter 2) CP Fans Exclusive Real Shooting
CP Sharing Series No.53 Total 137th Imai Works Ise Lobster
CP Share Series No.54 Total 138th New Year Egg Dragon CP
CP Share Series No.55 Total 139th Mouse
Origami Interactive Series No. 51 Two total real shots in the 140th issue
Origami Interactive Series No.52 Total 141st issue Kobayashi's Dog
Origami sharing series No.54 CP explanation of the 142nd chameleon
Origami Sharing Series No.55 Total 143th Issue Old Fold New Fold
Origami Interactive Series No.53 Total 144th issue Will it be the simplest issue in 2020?
Origami Interactive Series No.54 Total 145th CP entry exclusive small real shot
Origami Interactive Series No.55 Total 146th episode Real shot (two lost aircraft)
Origami Interactive Series No.56 Total 147th issue
CP Share Series No. 56 Total 149th Issue
CP Share Series No.57 Total 150th CP I

Origami Promotion Series No.001 Total 82nd Issue Introduction of Origami Magazine

Origami Promotion Series Origami Detective Team 155 Total 197th Issue
Origami Promotion Series No.132 Total 148th Issue Origami Detective Team 132
Origami Promotion Series No.141 Total 199th Issue Origami Detective Team 141
Origami Promotion Series No.171 Total 198th Origami Detective Team 171

Participated in the (Xiamen) First Cross-Strait Paper Art Industry Expo
Participated in the 2nd (Xiamen) Cross-Strait Paper Art Industry Expo-Taking Paper as a Dream (88th Issue)

Nth issue: Advertising
Once again, the name of the volcano 515650243 is the mountain origami player
I posted a lot of life sketches and origami sketches, and of course there are original works🤭
My Taobao Online Store
Although there is no decoration in the online store and the pictures are not very beautiful, the works are still complete, and I can order CP works that are not in the store. Of course, it also includes the aggregate semi-finished products and finished products of almost all the works explained by the public account And line paper for sale.
Everyone says my Taobao shop ca n't find it, I do n't know why.
https://shop35817735.taobao.com/?spm=a1z10.1-cs.0.0.694d7526pob2Vx