Origami Sharing Series No.24 Total Issue 73 Scorpion 06

Original origami student Takayama CP origami opening number 2018-12-16

Welcome to CP Kaigan!

Today we went on to fold the Scorpion. Speaking of the work to be folded today, it was really an early and early message from netizens. At that time, I did a real shot but never sent it out until I combined the Scorpion series. Everyone met.

First of all, the source of this picture is a message from a netizen. I really do n't know who the original author was, but I happened to be explaining various scorpions, so I said it together. If you have a friend who knows the original or the source of this picture, please leave a message to me.

Let's get to know the drawings


上篇 基础篇
一个实根.
(a,b),使得
证明,在

CP折纸开根号



CP折纸开根号

Works in this issue Square 56 * 56

2018-3-10 20:35
CP折纸开根号

As shown in the figure below, our CP is a dark CP, so we can handle it freely in the structure of a knot such as the belly or the back. This time, we will first make the whole and then the partial. The units are divided into peaks and valleys, and other places are gathered in the middle by one unit.

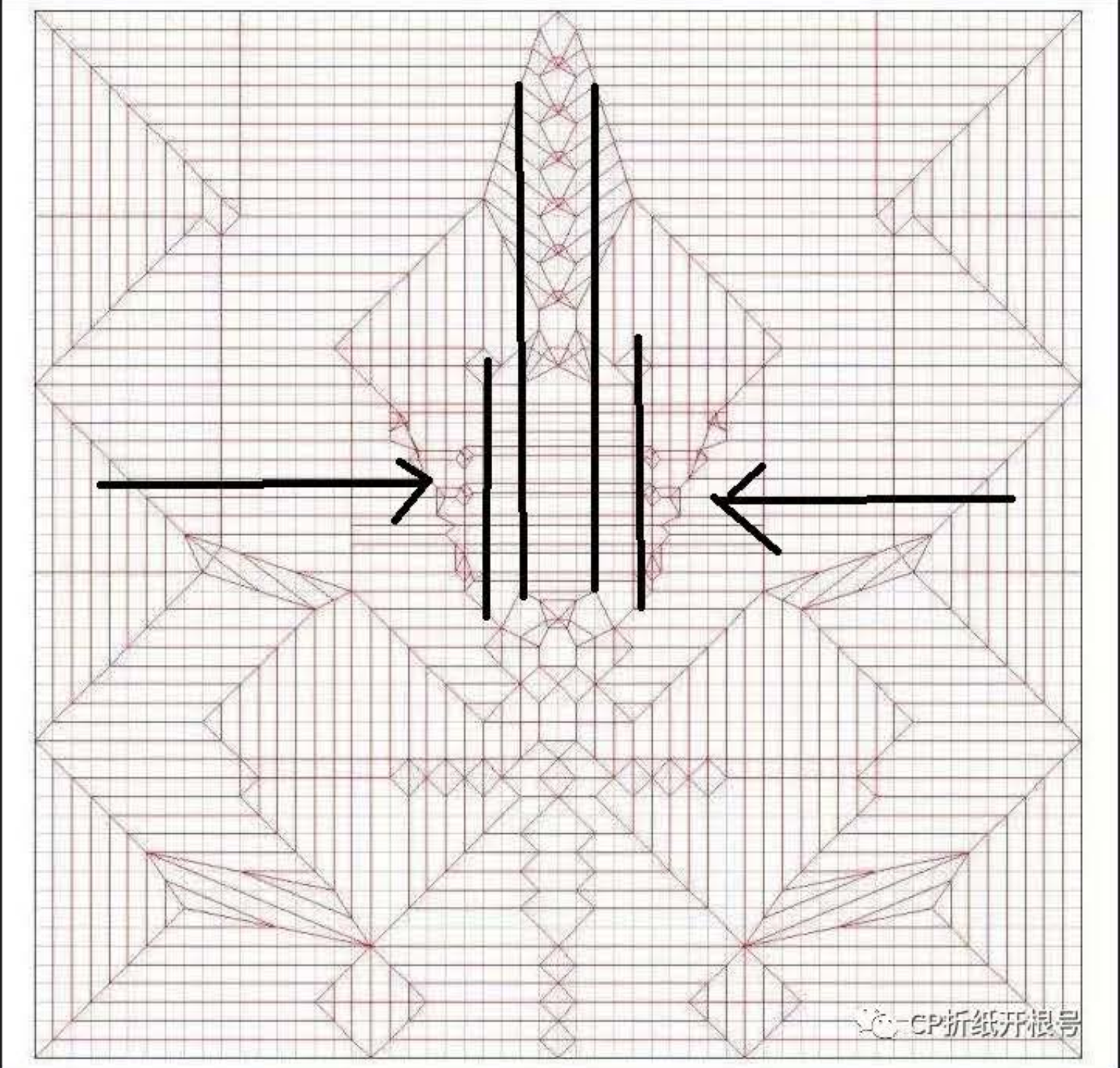

CP折纸开根号

2018-3-10 20:27

cp折纸开根号

2018-3-10 20:42
CP折纸开根号

Next, let's fold out the red line area in the figure below. Here is the head of the scorpion. First aggregation can be regarded as a simple lock on the peaks and valleys above.

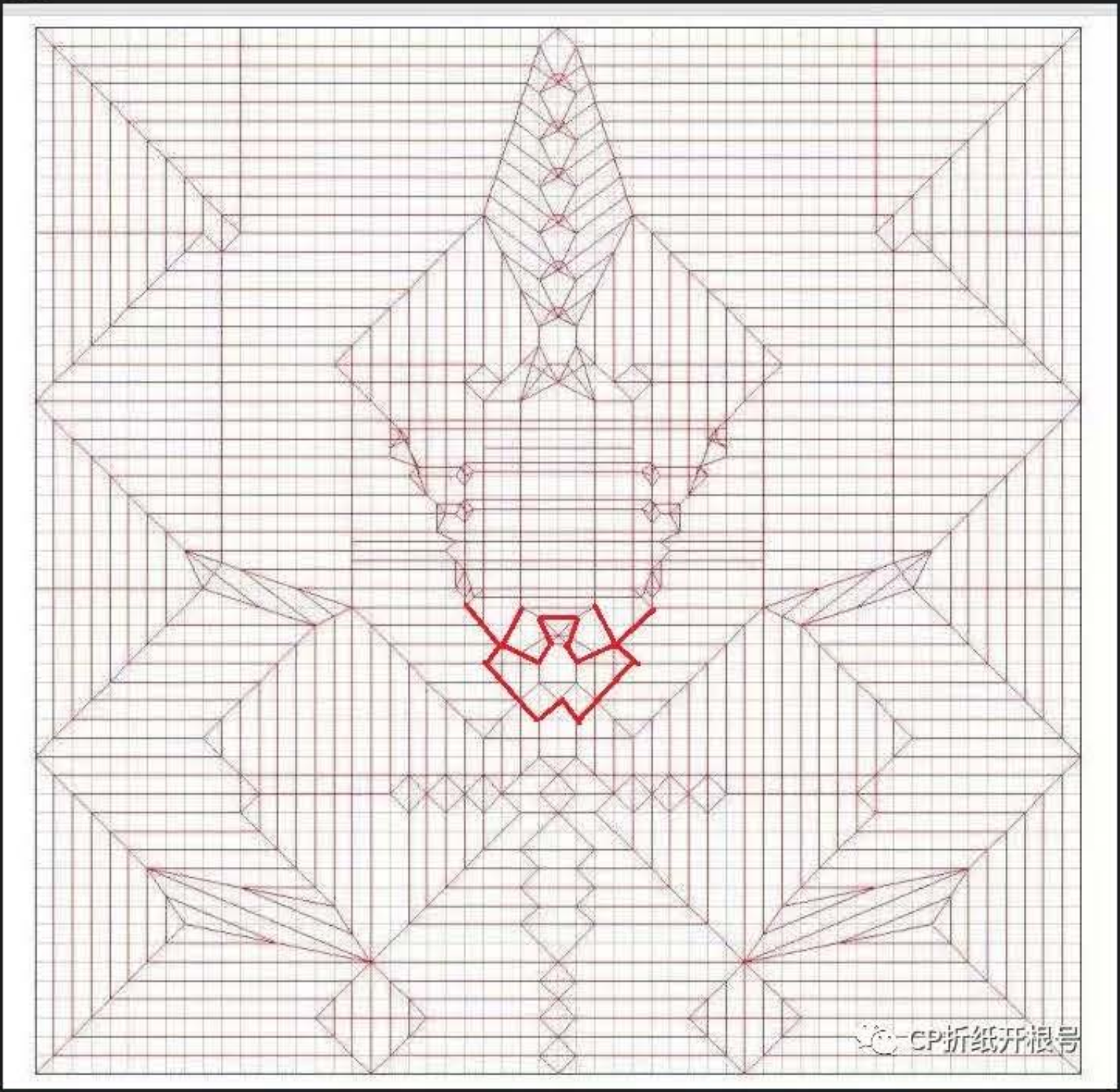

CP折纸开根号

2018-3-10 20:45

CP折纸开根号

2018-3-10 20:49
cp折纸开根号

2018-3-10 20:54

cp折纸开根号



2018-3-10 20:57

CP折纸开根号

Below we fold out the horizontal half-lattice structure in the red box in the figure. Here we must pay attention to the place where each half-lattice is connected to one.

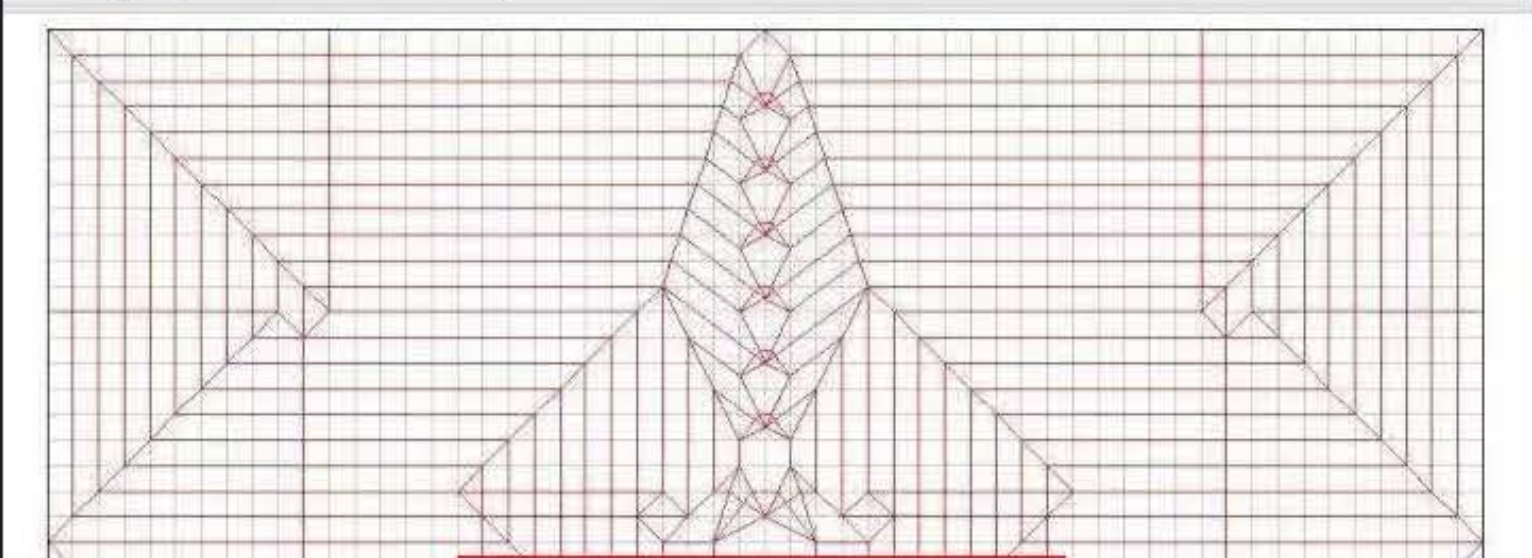

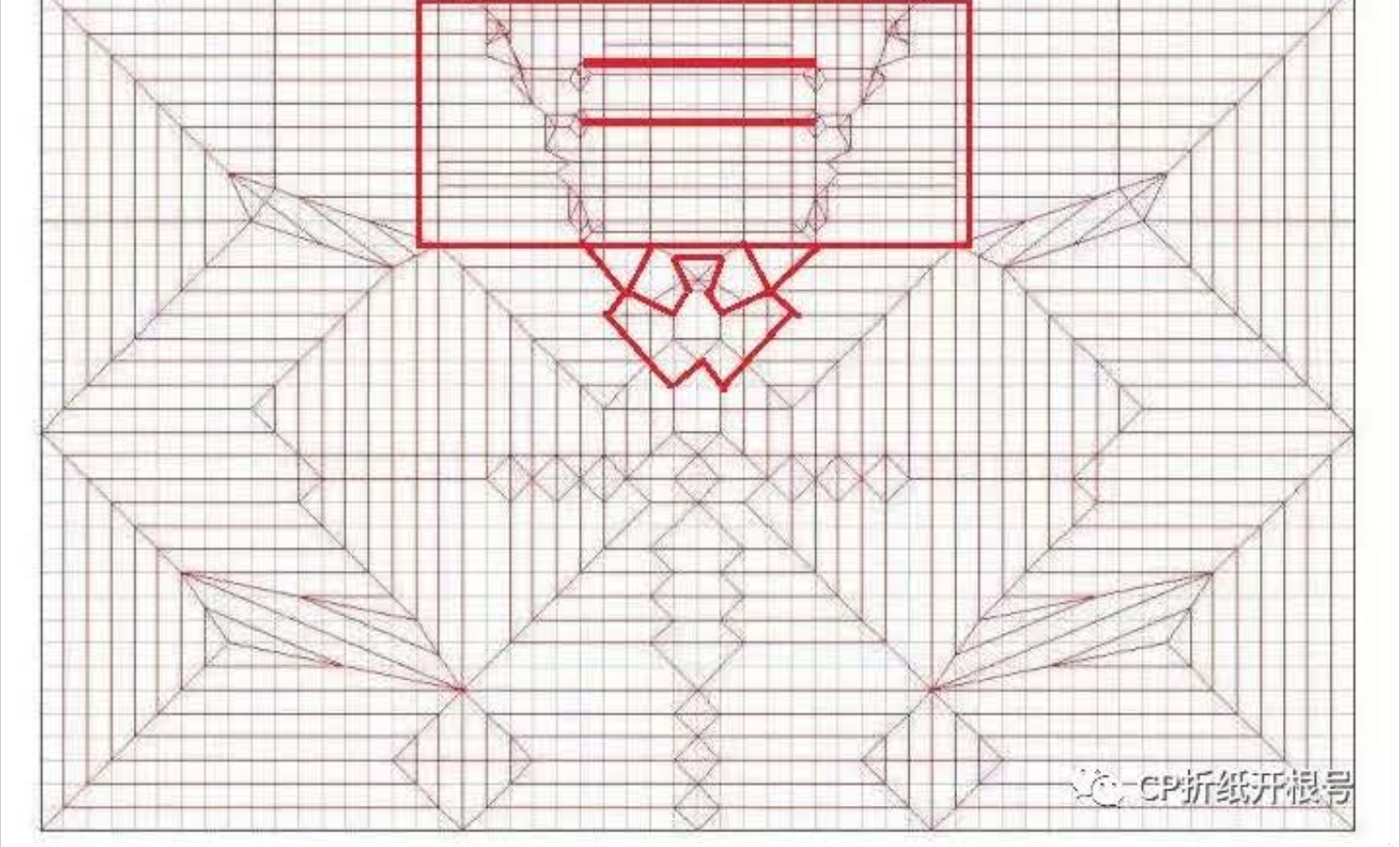

CP折纸开根号

2018-3-10 21:11
cp折纸开根号

2018-3-10 21:13
cp折纸歼根号

The internal conversion must be done, and the large zigzag structure connected to the outside

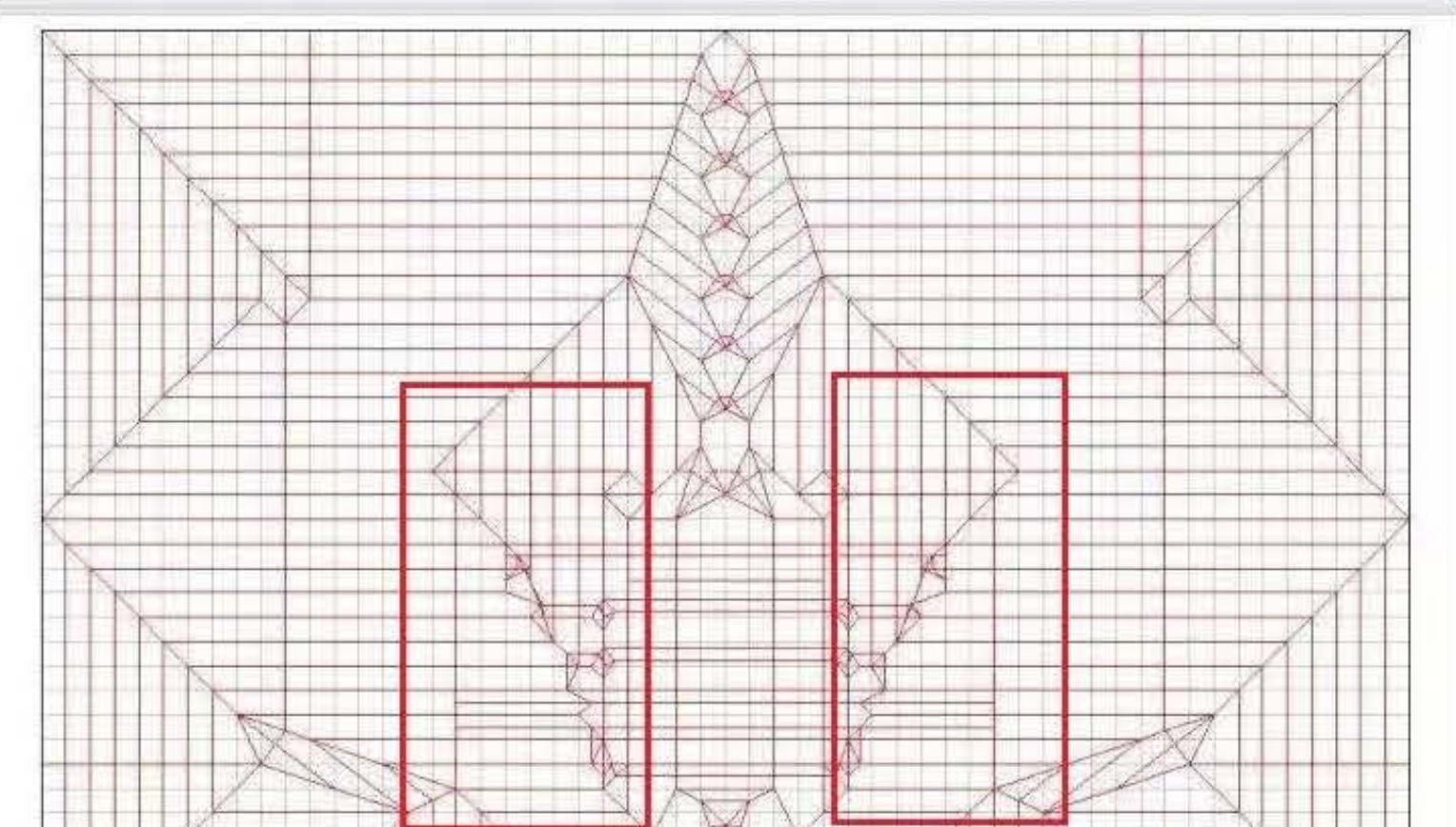

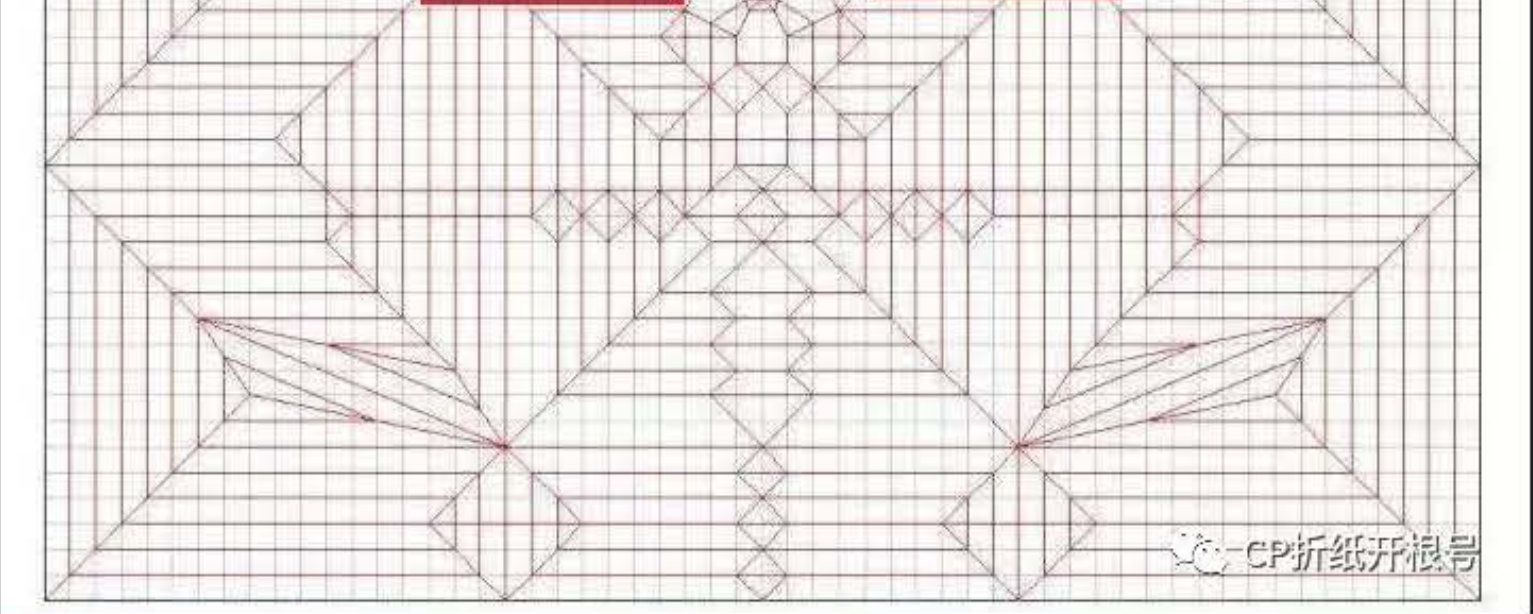

CP折纸开根号

2018-3-10 21:13

CP折纸开根号



2018-3-10 21:15
cp折纸开根号


2018-3-10 21:15
cp折纸开根号

Converge from the sides along the black line to the top, at the tail of the scorpion

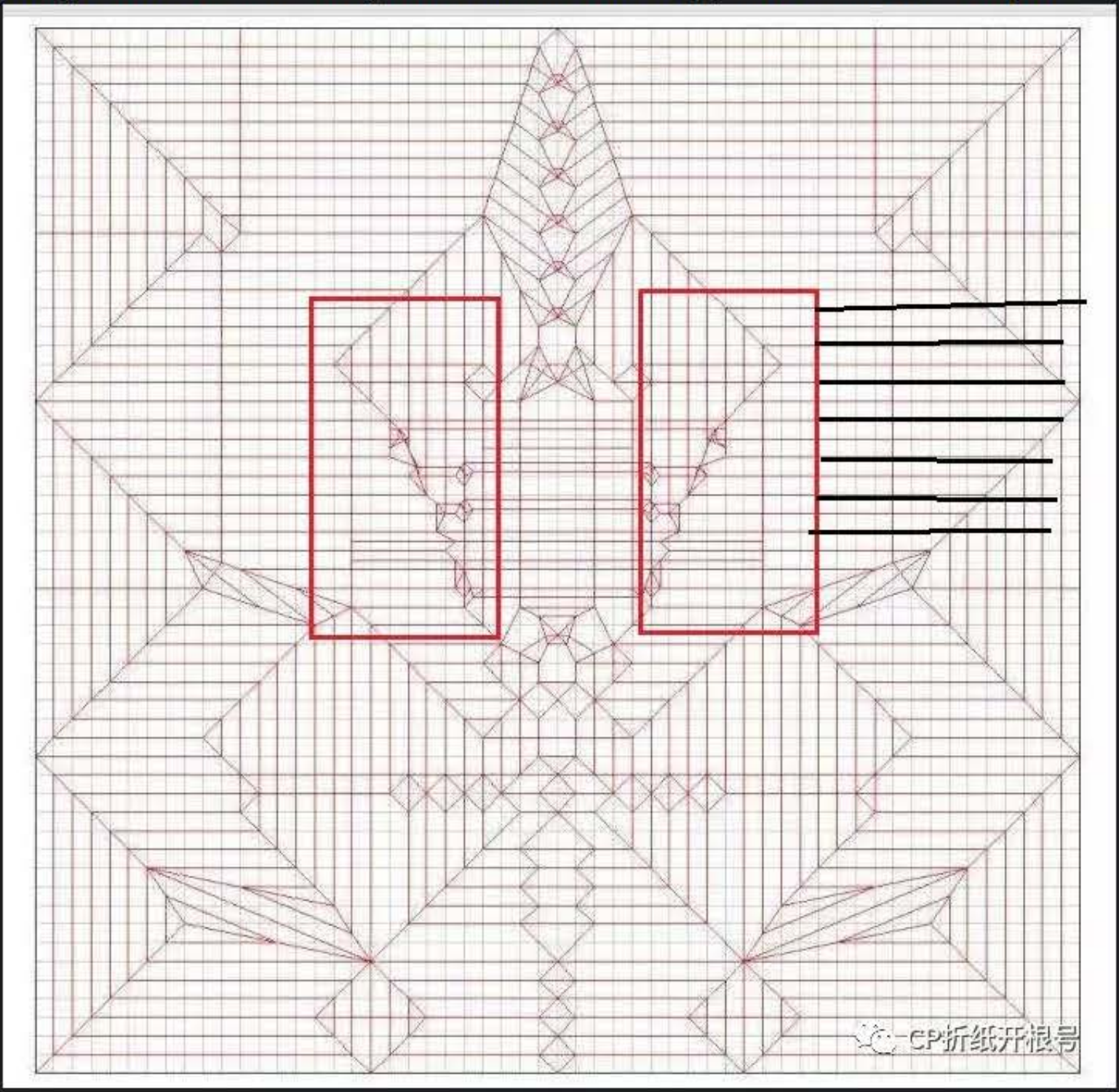

CP折纸开根号


2018-3-10 21:16
cP折纸开根号

Aggregate the graphics at the tail one by one

2018-3-10 21:19

cp折纸开根号

2018-3 10 21:20

cp折纸开根号

2018-3 10 21:20

CP折纸开根号

2018-3-10 21:56
cp折纸开根号

2018-3-10 22:05

cp折纸开根号

2018-3-10 22:05
cp折纸开根号

Next we start to aggregate the leg structures on both sides

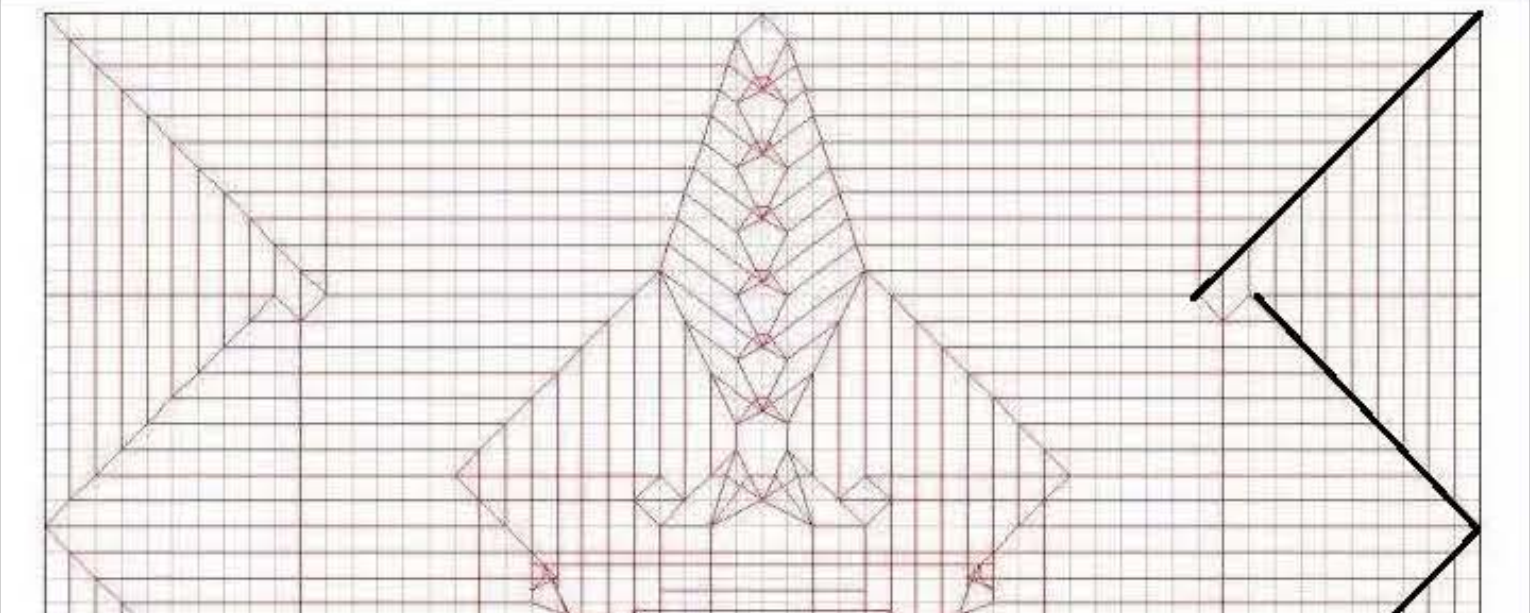

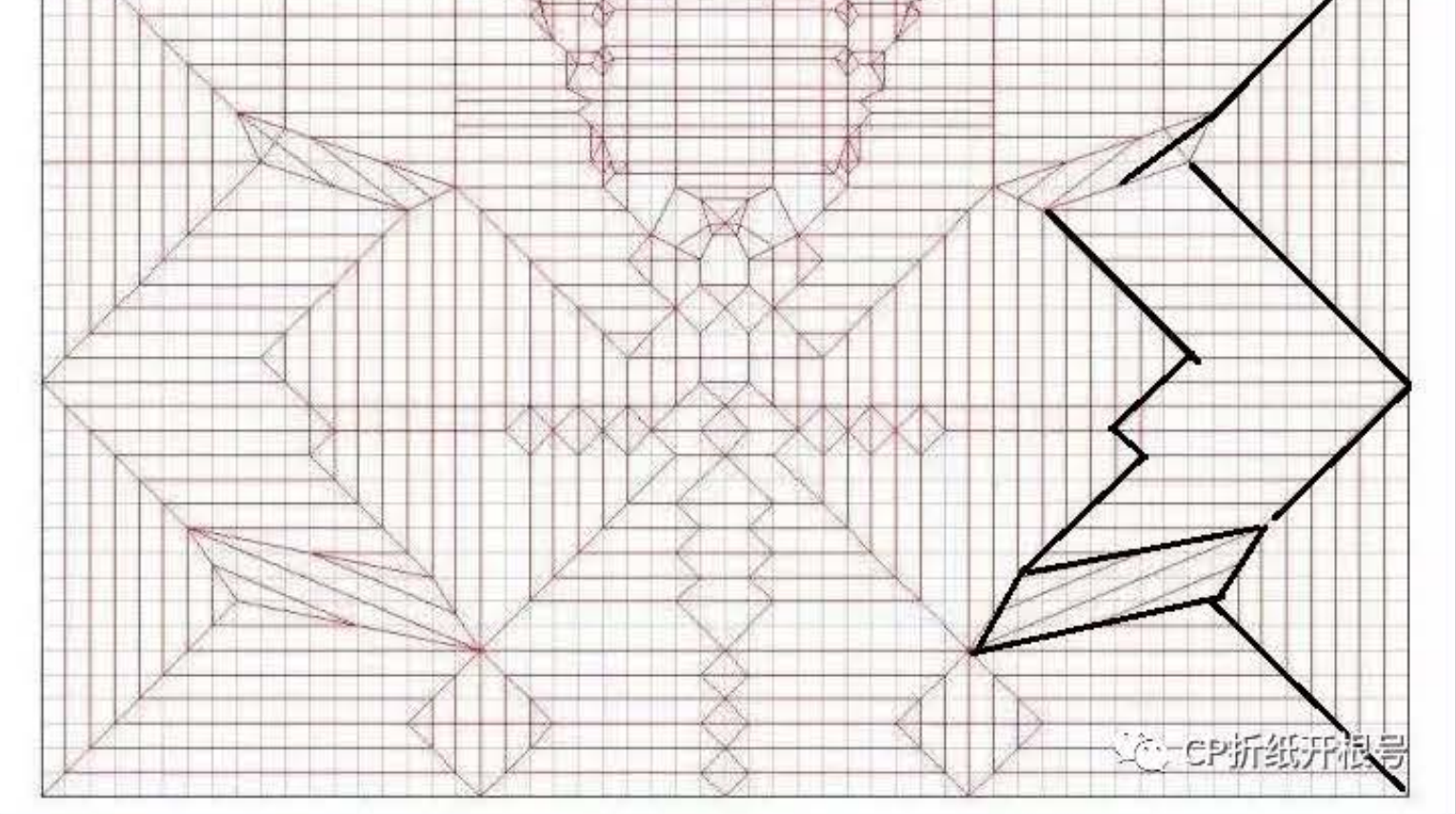

CP折纸开根号

2018-3-10 22:09

CP折纸开根号

2018-3-10 22:10

CP折纸开根号

2018-3 10 22:10
CP折纸开根号



CP折纸开根号

2018-3-10 22:14
cp折纸开根号



When converging the legs from top to bottom, pay attention to the line of the head to adjust when converging to the bottom two pliers structures.

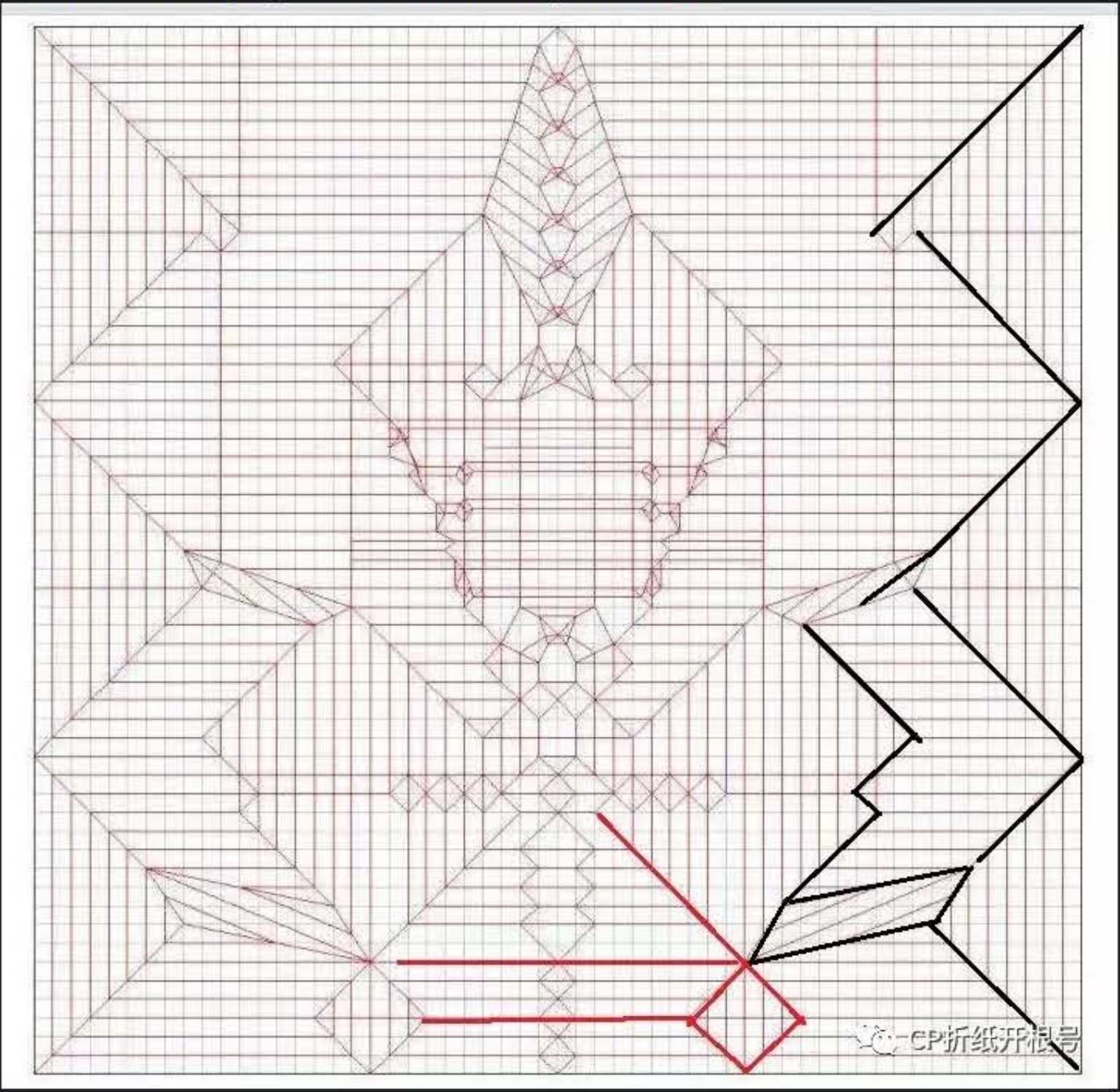
CP折纸开根号

2018-3-10 22:28

CP折纸开根号

2018-3 10 22:36

CP折纸开根号

2018-3-11 08:50

CP折纸开根号



2018-3-11 08:51

cp折纸开根号

2018-3-11 08:54

cp折纸开根号



2018-3-11 09:03

cp折纸开根号

The paper layer here is already quite thick



When finally dealing with the several structures in the red box in the figure below, we have to come one by one and deal with it after partitioning, otherwise the aggregation process is difficult to grasp.

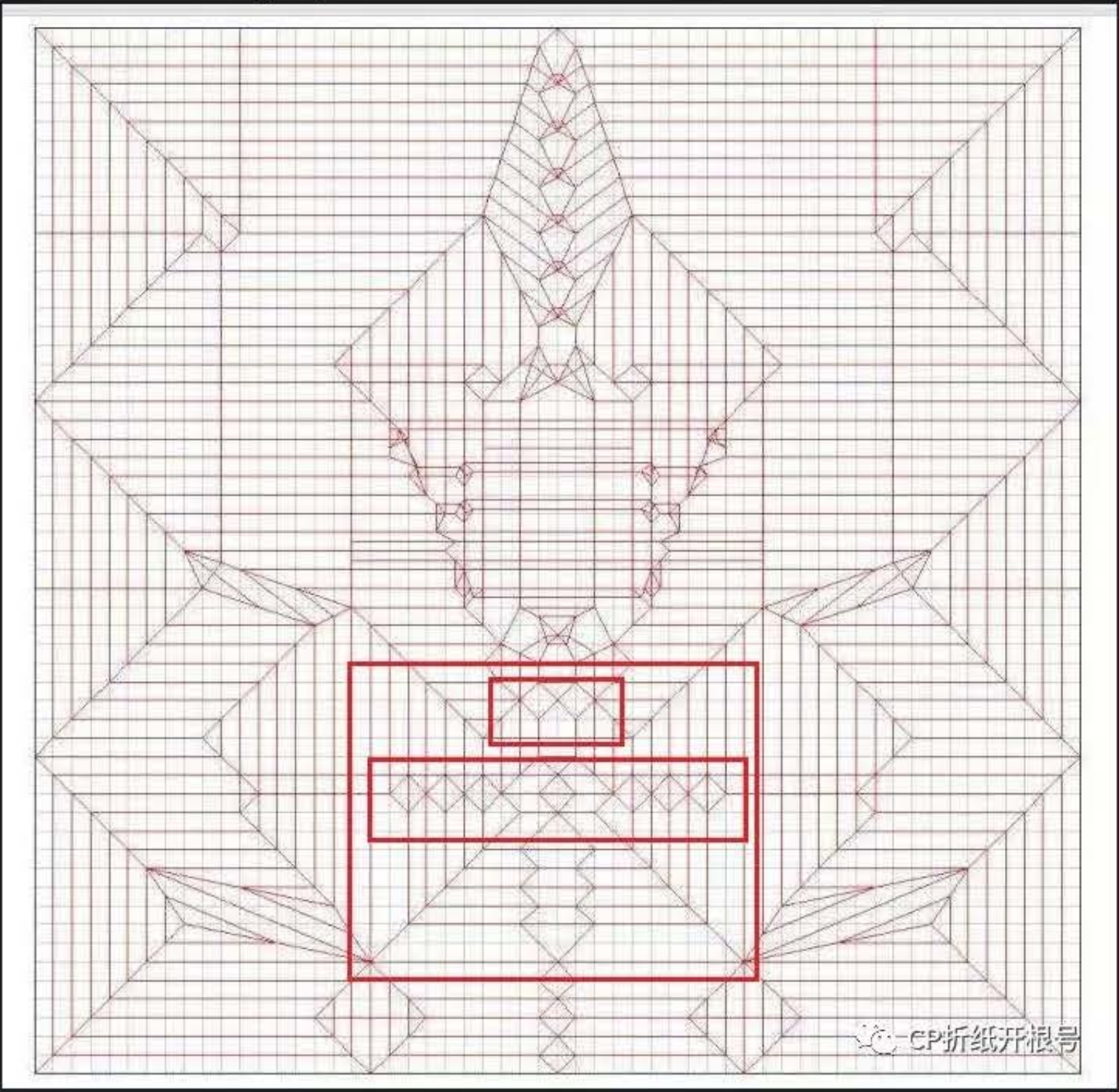

Here is a method of pulling apart, polymerizing, pulling apart, polymerizing, and pulling apart.



2018-3-11 09:10

cp折纸开根号

2018-3-11 09:14

cp折纸开根号

2018-3 11 09:17

CP折纸开根号

2018-3-11 09:18

cp折纸开根号

2018-3-11 09:22
CP折纸开根号

CP折纸开根号



CP折纸开根号

Finally, separate the pliers.

GP折纸开根号

GP折纸开根号

20 -GP折纸开根号

Re-aggregate back to the original part and reprocess





The most important thing to note here is the paper layer. Because it is dark CP, many short-term lines have no peaks and valleys. Judgment during aggregation is particularly important.

2018-3 11 09:29

CP折纸开根号

2018-3-11 09:31
CP折纸开根号

The frontal branches are very obvious, with eight legs and two pliers, head and tail



20[illegible]-SP-折纸[illegible]



2018-3-11 09:22
cp折纸开根号

The following is a flipped artwork



cp折纸开根号

It can be seen from the time in the photo that this issue is really done very early, and it was released very late, haha!

The shaping of this work is still very simple, I believe everyone has no problem, come on!

Then

See you next time!

“感谢关注感谢持续关注”
高山 的赞赏码
CP折纸开根号

Past directories
Links to the first 50 issues
Origami Interactive Series No.14 Total 51st Issue

August Egg Total 52nd Issue Little White Brother Cp
Origami Share No.17 Total fifty-third issue The second-to-last issue of Mantis CP
Origami Share No.18 Total 54th Issue Lao Luo's "Hug" Mantis
Interactive Origami No.16 Total 55th Character Origami Makase Honglisu
Interactive Origami No.17 Total 56th Issue CP Interpretation
From the egg period in September, the spider 's CP total 57th issue
Interpretation of the first issue of Robert Long's CP works (1)
CP entry-level works 01 total fifty-ninth issue interpretation of CP
Angle CP entry-level works 02 disassembly of the 60th little mouse
Snake Belly CP Entry-level Works 01 Total Sixty-first Issue
Interpretation of the first issue of Robert Long's CP works (2)
CP Sharing Series No.19 The last issue of the 63rd issue of Mantis Sharing
Introductory Works of Snake Belly CP 01 Total Issue 64 Scorpion 01
CP Sharing Series No.20 Total 65th Issue Scorpion CP02
Origami Interactive Series No. 19 Total 66th Issue CP Interpretation
Origami Interactive Series No.18 Total Sixty-seventh Issue Halloween Jack
Snake Belly Level Entry Works 03 Total Sixty-eighth Issue Bug
Angle CP Entry Works 03 Total 69th Issue Alpaca
Origami Sharing Series No.21 Total 70th Issue Scorpion 03
Origami Sharing Series No.22 Total 71st Issue Scorpion 04
Origami Interactive Series No. 20 Total 72nd Issue Alternative Design of Beetle
Origami Interactive Series No. 21 Total 75th Issue Asymmetric Beetle Structure

Nth issue: Advertising
Once again, the name of the volcano 515650243 is the mountain origami player
Tremolo 29248204gaoshan name is origami player
I posted a lot of life sketches and origami sketches, and of course there are original works on display
My Taobao Online Store
Although there is no decoration in the online store and the pictures are not very beautiful, the works are still complete, and I can order CP works that are not in the store. Of course, it also includes the aggregated semi-finished products and finished products of almost all the works explained by the public account. And line paper for sale.