Origami Sharing Series No.14 The 46th issue of Mantis

Origami student Takayama CP origami opening number2018-07-22

In this issue, we will make a praying mantis again. Compared with the previous issue, this one is a little bit more difficult, but if you fold it a lot, you will find that the praying mantis's folding method is roughly the same. Thighs, then focus on the shape of the head, and finally organize the knife into a jagged structure according to different designs, and then finish!

Seems a bit simple, let's take a look at the picture



CP折纸开根号



CP折纸开根号

In this issue, the connection between the neck and the back is transformed.

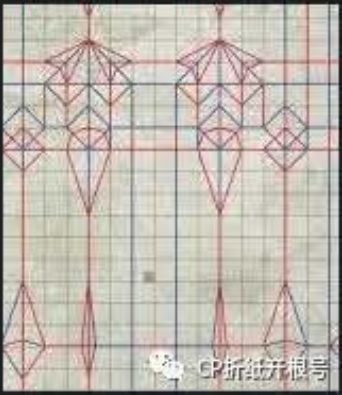
CP折纸开根号

Let 's take a solo shot on the difficult part on the right side of the picture above. Please prepare a piece of paper to fold with me, or directly wire and then focus on the solo shot below!



CP折纸开根号

Vertically folded



Fold back and open later



CP折纸开根号

Fold to the right, then break horizontally



CP折纸开根号



Adjust internal



CP折纸开根号

Bottom-up perspective



CP折纸开根号



CP折纸开根号

Press the line up to sink



CP折纸开根号

Break up



CP折纸开根号

Pull off the broken part and adjust the internal structure. Pay attention to the conversion of the peak and valley lines.





CP折纸开根号

CP折纸开根号


CP折纸开根号

After creasing, sink in



CP折纸开根号


CP折纸开根号

Internal perspective


CP折纸开根号

Backward peak folds on the right, then peak and valley folds in one division



CP折纸开根号



CP折纸开根号



Crease



CP折纸开根号





Side view



CP折纸开根号

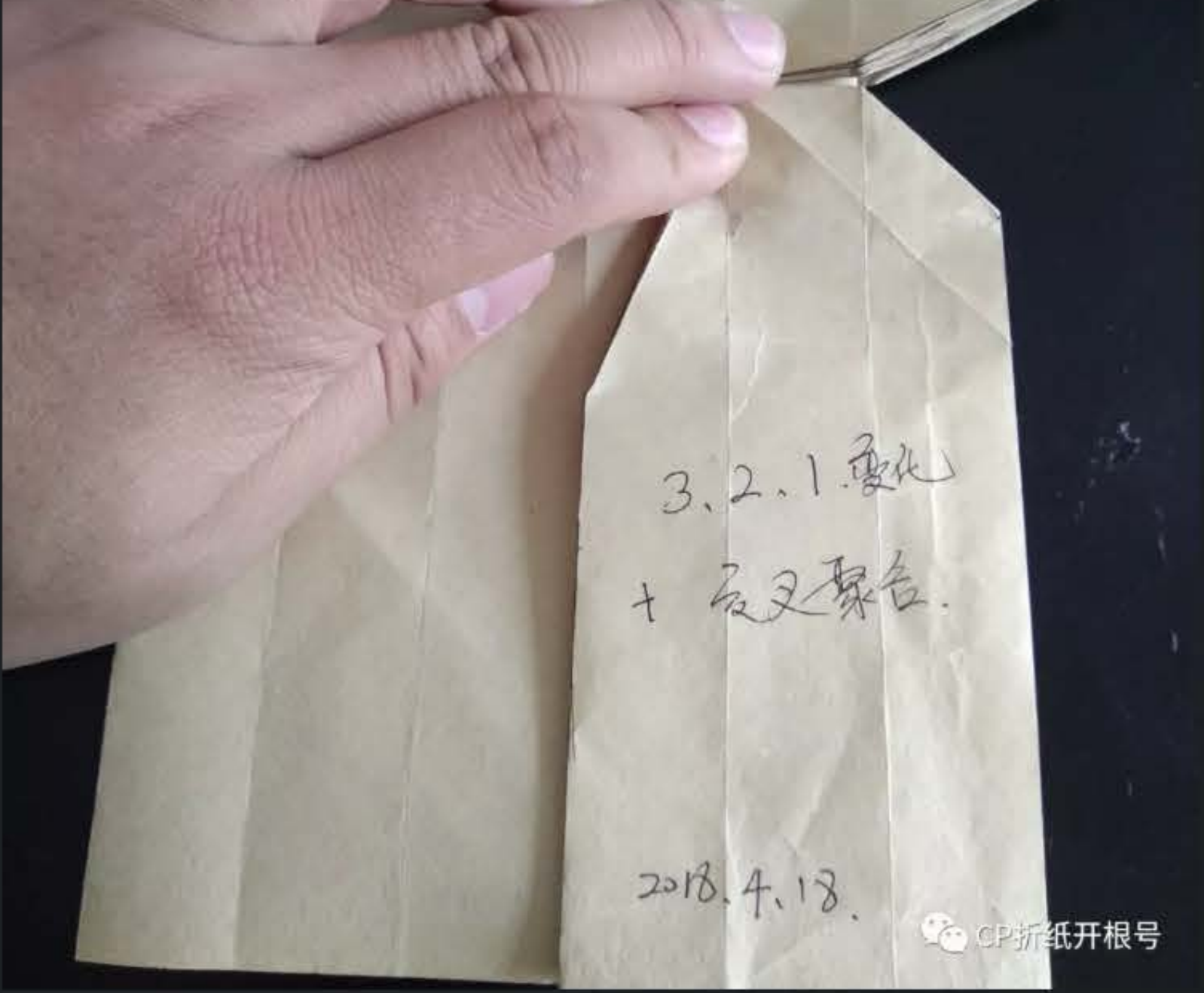

CP折纸开根号

I took the basic model here, and I also put the basic model in the finishing box. If you want to study in the future, please find a piece of paper to record it yourself, and then note the conversion method of 3.2.1 grid.

Now let's use the complete paper, check the grid, wire, flatten, and lightly press.
Let's get together

2018-3-10 15:16

CP折纸开根号

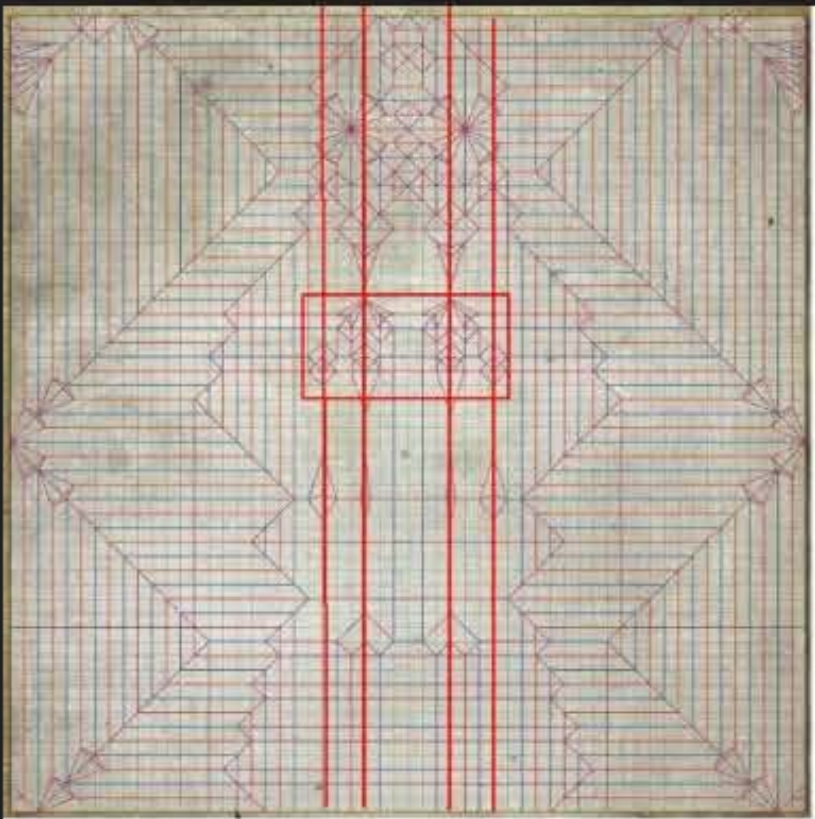

CP折纸开根号

The vertical peaks and valleys are folded, and then horizontally broken. The marked part in the above figure is aggregated, which is the knowledge point



2018-3-10 15:18
CP折纸开根号

2018-3-10 15:33
CP折纸开根号

2018-3-10 15:24
CP折纸开根号

You can find that we started from the solo shooting part. Please take a closer look at the first knowledge point solo shooting.

2018-3-10 15:24

CP折纸开根号

2018-3-10 15:27

CP折纸开根号

GP折纸开根号




2018-3-10 15:29
CP折纸开根号



CP折纸开根号

2018-3-10 15:21
CP折纸开根号

CP折纸开根号



2018-3-10 15:32

CP折纸开根号

2018-3-10 15:35

CP折纸开根号


2018-3-10 15:25
CP折纸开根号

It 's really kneading paper.

2018-3-10 15:37

CP折纸开根号


2018-3-10 15:33

CP折纸开根号

2018-3 10 15:40

CP折纸开根号

2018-3-10 15:40

CP折纸开根号

Let 's make another horizontal adjustment



20 -GP折纸开根号



2018-3-10 15:44

CP折纸开根号

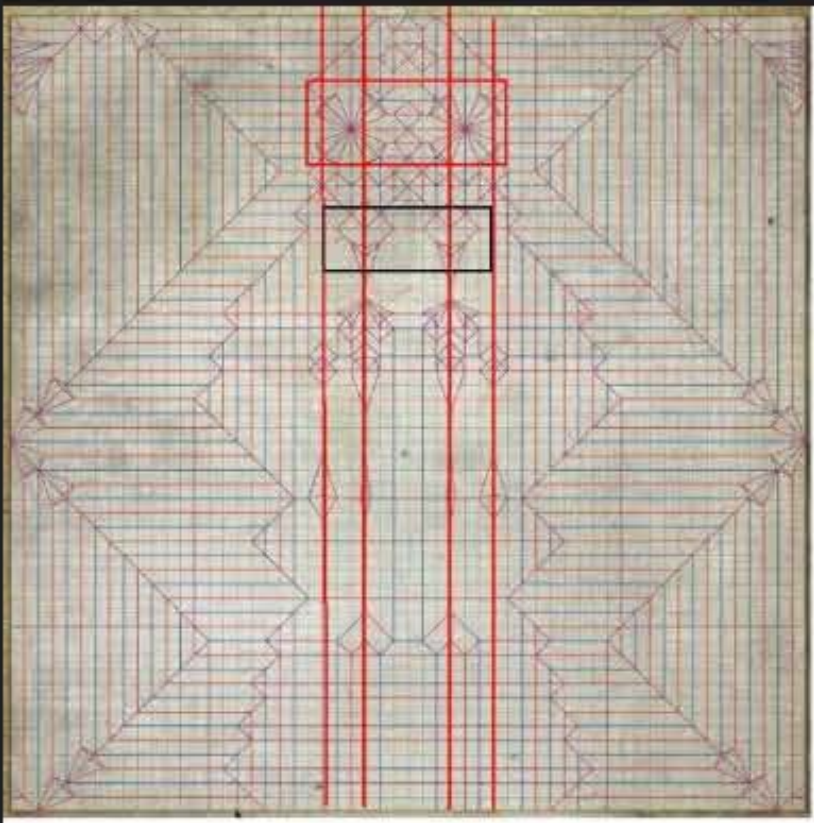

CP折纸开根号

Fasten the bottom with a clip and fold the top half





2018-3-10 15:45
cf折纸开根号



2018-3-10 15:45
cf折纸开根号

Rotate the paper and we start to aggregate from above


2018-3-10 15:48
CP折纸开根号

It's relatively simple here. You can also understand which part of the CP is based on the part I pulled apart and aggregated, so I won't go into details.



2018-3-10 15:49

cp折纸开根号



2018-3-10 15:50

CP折纸开根号

2018-3-10 15:50

CP折纸开根号


2018-3-10 15:52
CP折纸开根号



GP折纸开根号



2018-3-10 15:57
CP折纸开根号

Vertical convergence must pay attention to horizontal indentation



CP折纸开根号



20 3P折纸开根号

Adjust the head below



CP折纸开根号

Return to perspective


2018-3-10 16:08
CP折纸开根号




2018-3-10 16:08
CP折纸开根号

Both sides can be retracted to the middle peak and valley, as shown in the figure below, while processing the sawtooth structure

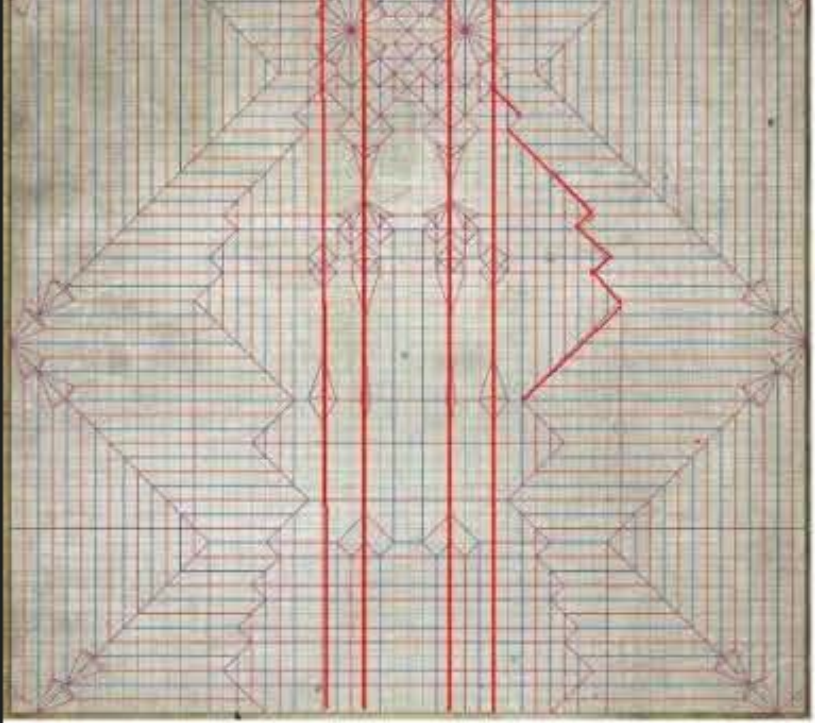

CP折纸开根号


2018-3-10 16:10
cp折纸开根号



2018-3-10 16:12

CP折纸开根号

2018-3 10 16:13

CP折纸开根号



2018-3-10 16:18
CP折纸开根号

2018-3-10 16:24
CP折纸开根号

Let's gather the belly here.

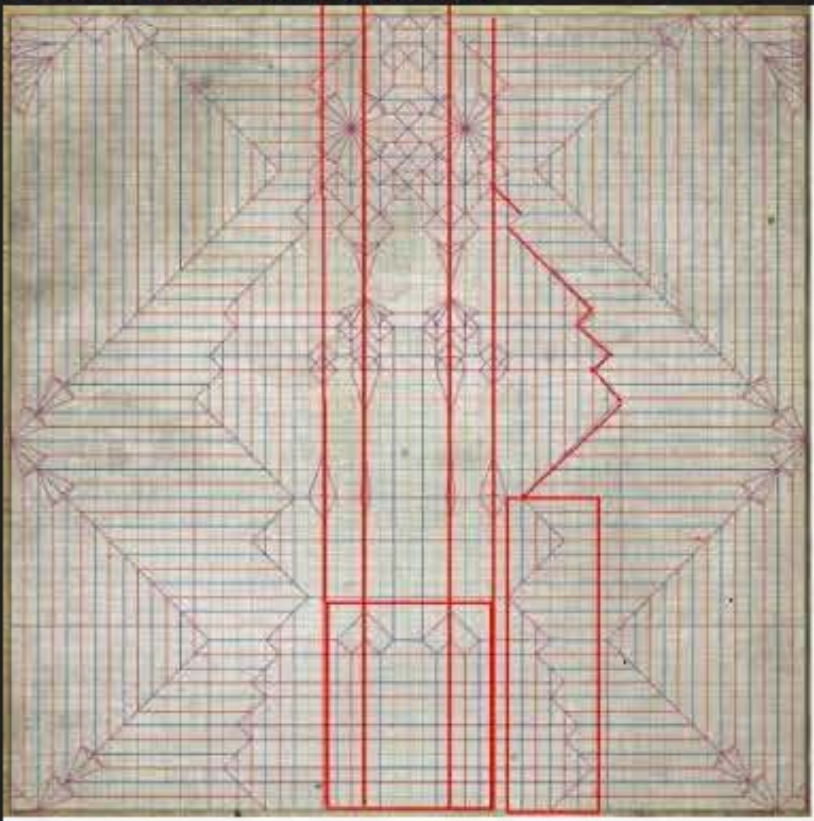

CP折纸开根号



2018-3-10 16:25

cp折纸开根号



2018-3-10 16:30

cp折纸开根号


2018-3-10 16:22
cp折纸开根号





GP折纸开根号



GP折纸开根号



20 -GP折纸开根号



2018-3-10 16:38
CP折纸开根号

CP折纸开根号


2018-3-10 16:43
cp折纸开根号

Finally treated the legs, and then folded the upper knife

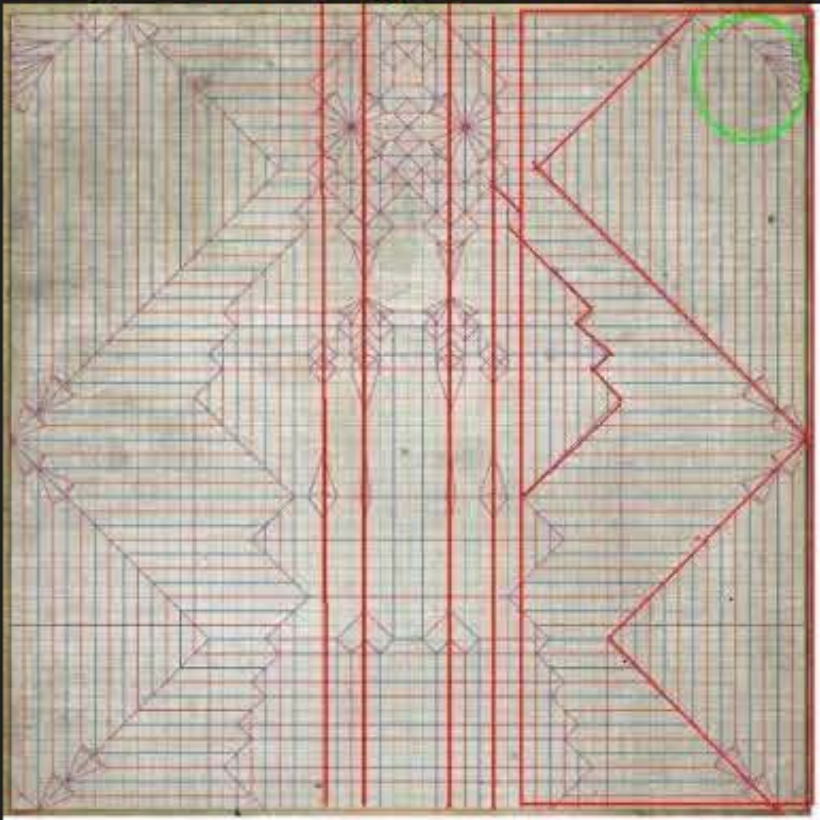

CP折纸开根号


2018-3-10 16:44
cp折纸开根号


2018-3-10 16:44
cP折纸开根号

2018-3-10 16:46

cP折纸开根号

2018-3-10 16:47
cp折纸开根号

2018-3-10 16:49

cf折纸开根号

2018-3-10 16:49

CP折纸开根号

2018-3-10 16:51

CP折纸开根号

2018-3-10 16:52

cr折纸开根号

2018-3-10 16:53

The same way on the other side



2018-3-10 16:54
cp折纸开根号

2018-3-10 16:56
CP折纸开根号

Finalize your head





2018-3-10 16:58

cf折纸开根号



2018-3-10 16:59

cf折纸开根号



2018-3 10 17:00

CP折纸开根号

2018-3-10 17:01
cp折纸开根号

2018-3-10 17:01
cp折纸开根号

Here we are basically folded.

20 -GP折纸开根号

2018-3-10 17:02

cp折纸开根号

2018-3 10 17:03

cp折纸开根号



2018-3 10 17:03

cp折纸开根号



I took a few more details.
Come on!

CP Issue 001 2018
CP interpretation of KABUTOMUSHI beetle
Supplementary notes for the second CP beetle
At the request of netizens, come to a small CP real shot-half-sleeved school uniform
Interpretation of the fourth Friedman CP of the public number
Interpretation of the fifth issue of Cicada CP
Public Issue 6th CP "Warm Knowledge"
Public Number Seventh CP Interpretation of Little Dinosaur
Interpretation of CP No. 8 Little Rhino
Public issue ninth CP warm knowledge 2
Public Issue 10 Super Simple Little Dolphin Origami
Public number eleventh
Public Issue No. 12 Little Blowfish Origami CP
No.13 The 13th issue of CP CP Animals is here again
No.14 Public Number Fourteenth Interpretation of CP
Reply to many netizens in the fourteenth issue who want to break their teeth
No.15 Public Issue No. 15 Interpretation of CP
No.16 CP's Demonstration for Partial Explanation ------ Reply to Some Questions of Zheyou on the 15th Issue
No.17 Public Issue Seventeenth Butterfly Origami CP
No. 18 Issue of Public Ship
NO.19 Public Issue No. 19 Issue of CP Warm Knowledge 3 Discrimination Branch

Origami Interactive Series No.01 Total Twentieth Issue Little donkey origami CP
Origami Interactive Series No.02 Total 21st Issue Elephant's CP Origami
CP Share Series No.01 Total 22nd Issue Insect Origami
CP Share No.02 Total 23rd Issue Insect Origami
CP Sharing Series NO.03 Total Issue 24 Insects
Origami Interactive Series NO.03 Total 25th Issue Hippo CP
CP Sharing Series No.4 Interpretation of the 26th CP of Insects
CP Sharing Series NO.06 Total Twenty-seventh Mid-term Examination for Insect CP
CP Share Series No05 Total 28th Issue Insect CP
Origami Interactive Series No. 04 Total Twenty-ninth Issue CP of the Parrot
Origami Interactive Series No.05 The 30th issue of Kamiya Dragon
Origami Interactive Series No06 Total Thirty-first Issue Dabai Hello! White!
Origami Sharing Series No 07 Total 32nd Issue Insect CP
Origami Sharing Series No08 Total 33rd Issue Insect CP
Origami Interactive Series No 07 Total thirty-fourth issue Interpretation of the wolf, teach you to dance with the wolf

Origami Interactive Series No.08 Total 35th Issue Origami CP of Aircraft
Origami Sharing Series NO.09 Total 36th Issue Flying Stag Beetle CP
Origami Sharing Series No.10 Total 37th Issue CP of Insects
Origami Sharing Series No11 Total thirty-eighth issue The second-to-last issue of the beetle
Origami Interactive Series No10 Total 39th issue False Scorpion CP
Origami Sharing Series No12 Total fortieth issue The last issue of CP Beetle Tutorial
Origami Interactive Series NO.11 Total Forty-first Issue CP of Frog
Origami Interactive Series NO.09 CP of the 42nd Unicorn
Origami Sharing Series No.13 Total forty-third issue Mantis CP
Origami Sharing Series No.12 Total 44th Issue CP
CP Interpretation of Hatsune, the 45th Issue of Origami Interactive Series No.13