CP Share Series No. 52 Total 133rd Shrimp Is Here Again

Original Origami Student Takayama **CP Origami Opening Number** January 12

Hello everyone, welcome to CP Opening!

Let 's fold another shrimp this weekend. It should be said that this CP is an origami antiquities. I do n't know exactly when this picture is, but it was available before 2007 . I have explained a lot of these old pictures, and I will work harder in the future! Let's meet this old shrimp today!


CP折纸开根号

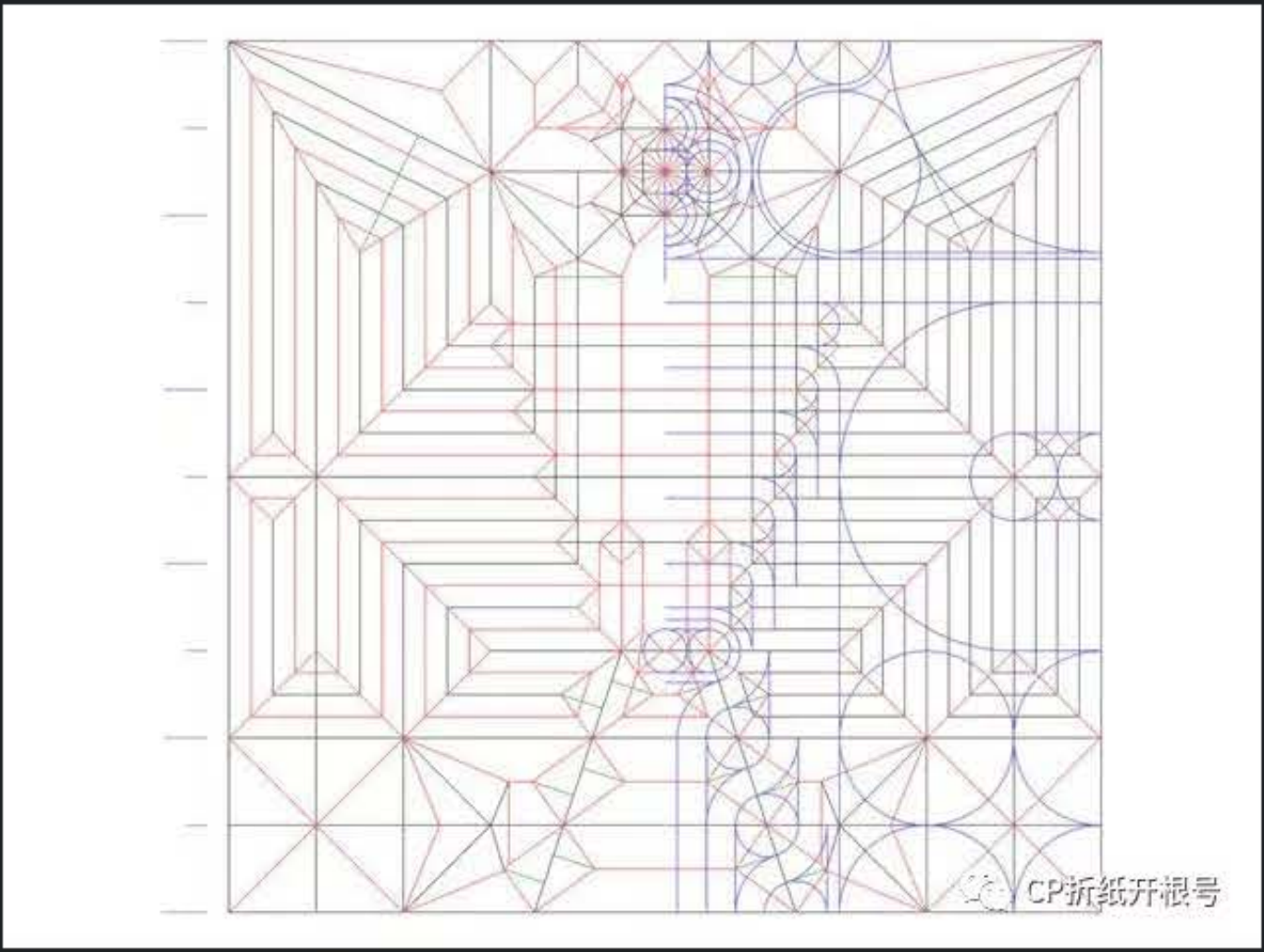
CP折纸开根号

This issue square 40--40

It can be done by rubbing paper and greased paper by hand, preferably around 40 cm.
It should be between 30 minutes and 40 minutes.
Next, let's take out the paper together, punch the grid and thread!

As shown in the following figure, starting from the middle, the peaks and valleys are folded once, and then the two sides are gathered in a unit.

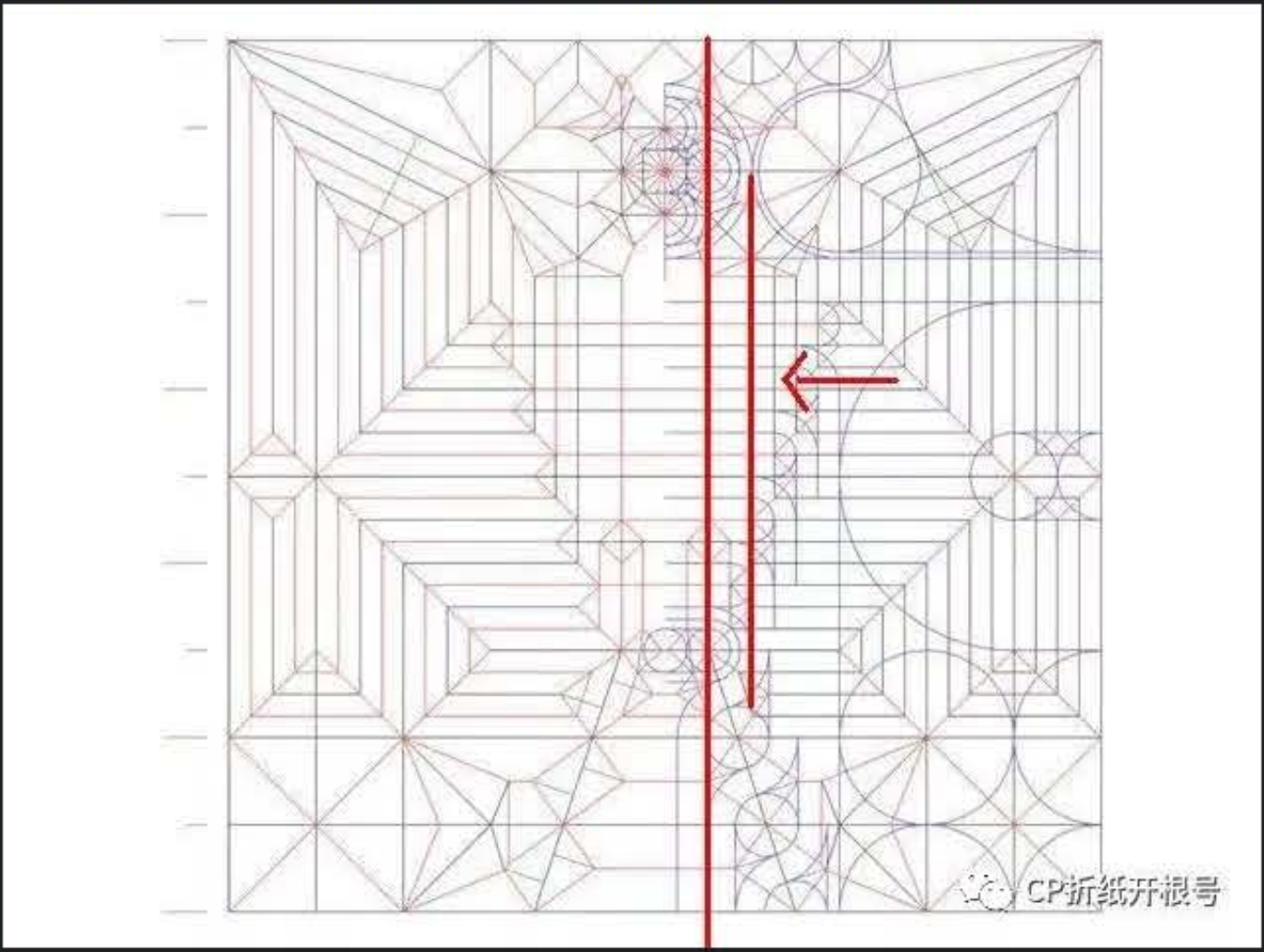
CP折纸开根号

CP折纸开根号

CP折纸开根号

CP折纸开根号

CP折纸开根号


CP折纸开根号

Below we start the aggregation according to the large zigzag structure in the black box in the figure below, the same method on both sides.

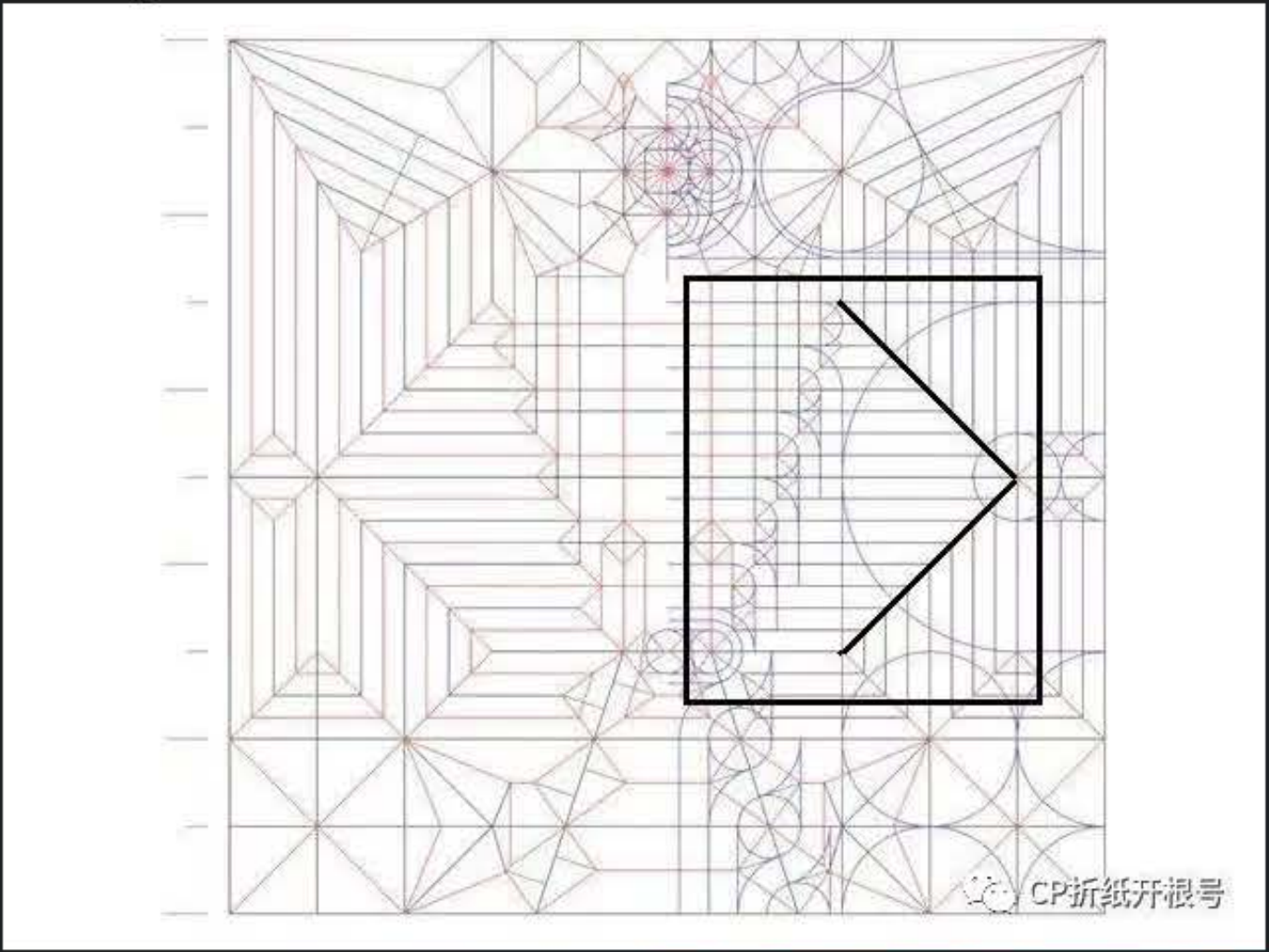
CP折纸开根号

CP折纸开根号

CP折纸开根号

CP折纸开根号

CP折纸开根号

CP折纸开根号



CP折纸开根号

CP折纸开根号

Let 's finish the shrimp tail.

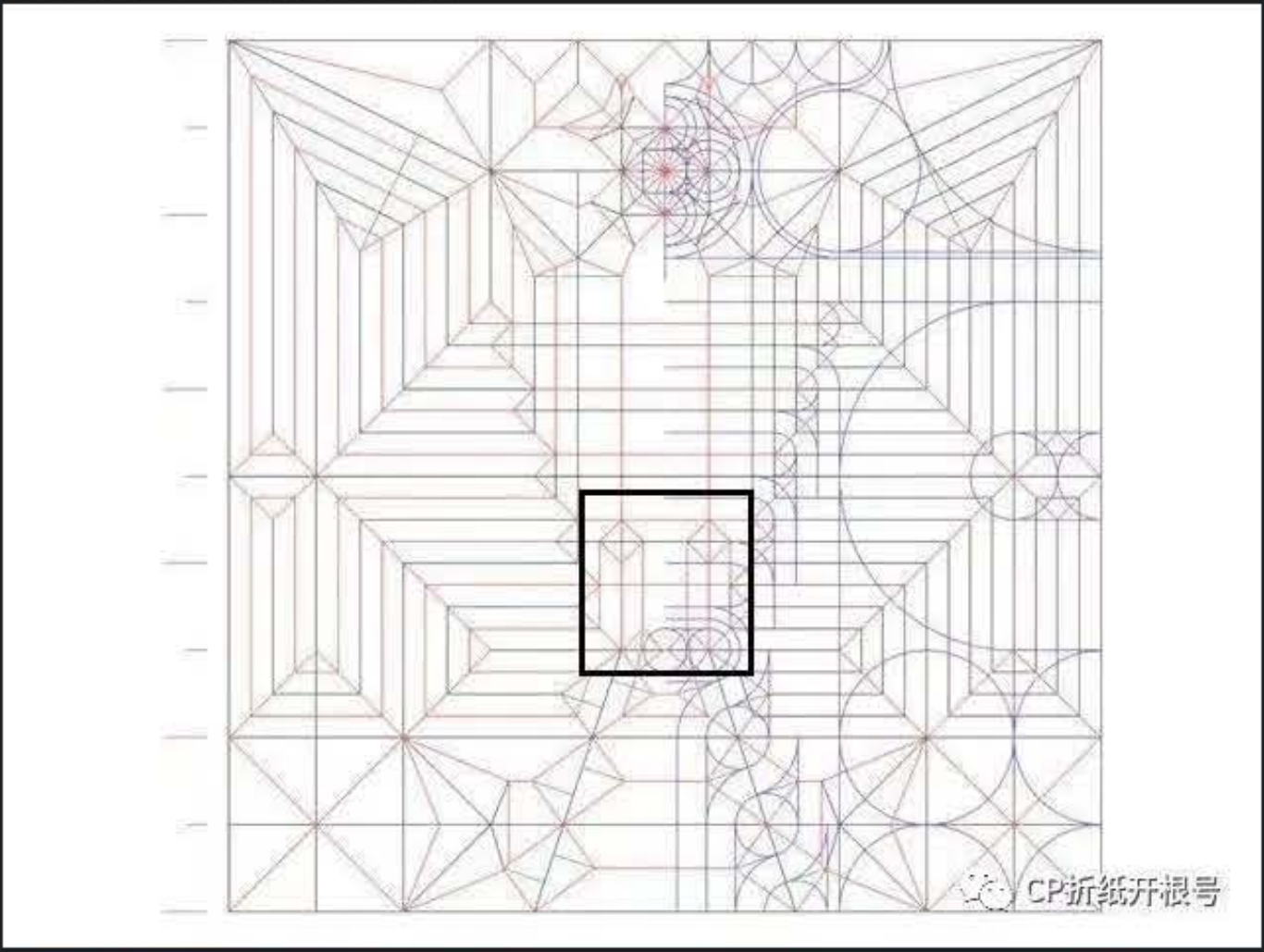
CP折纸开根号


CP折纸开根号

Then we are going to complete the long and short legs of the shrimp, as shown in the figure below.

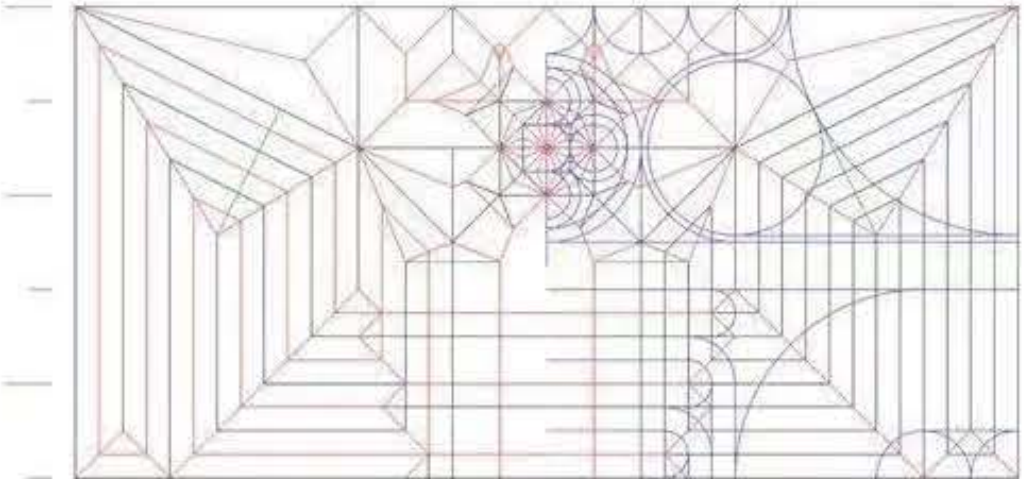

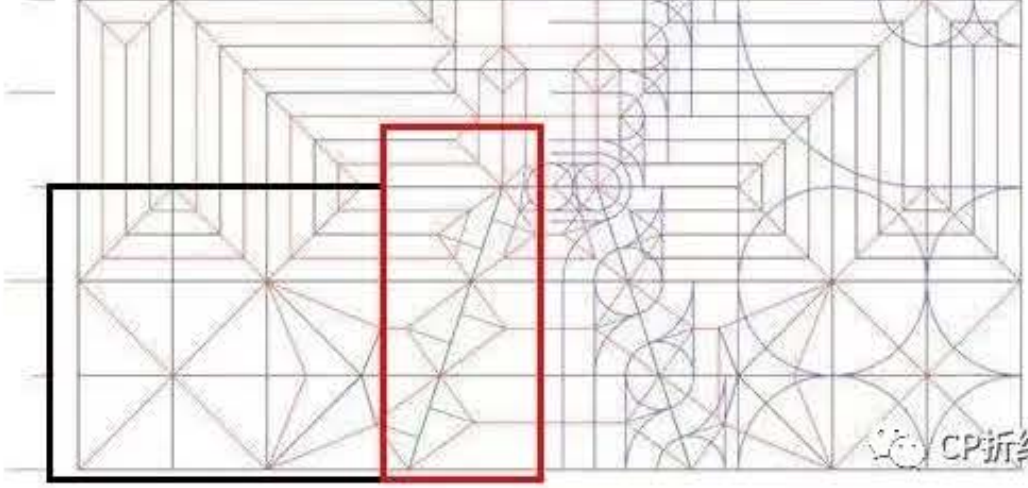

CP折纸开根号



CP折纸开根号

CP折纸开根号

CP折纸开根号



CP折纸开根号



CP折纸开根号



CP折纸开根号

Let's deal with the structure in the black box directly below

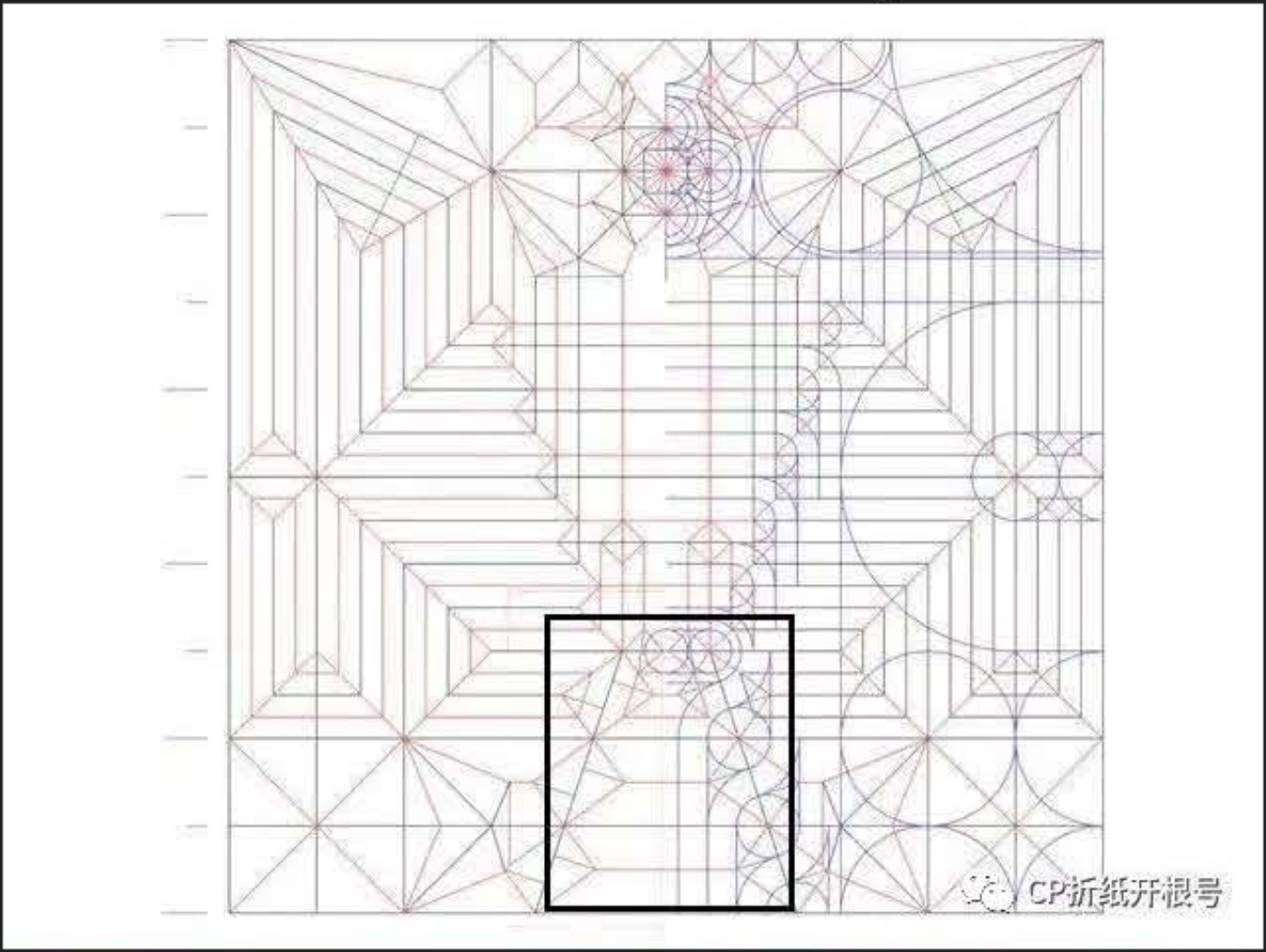

CP折纸开根号

CP折纸开根号

CP折纸开根号

CP折纸开根号

CP折纸开根号

CP折纸开根号

CP折纸开根号

CP折纸开根号

CP折纸开根号

Next, let's pull off the two hidden structures on both sides, and then concentrate our efforts to complete the shrimp head and long whiskers above.

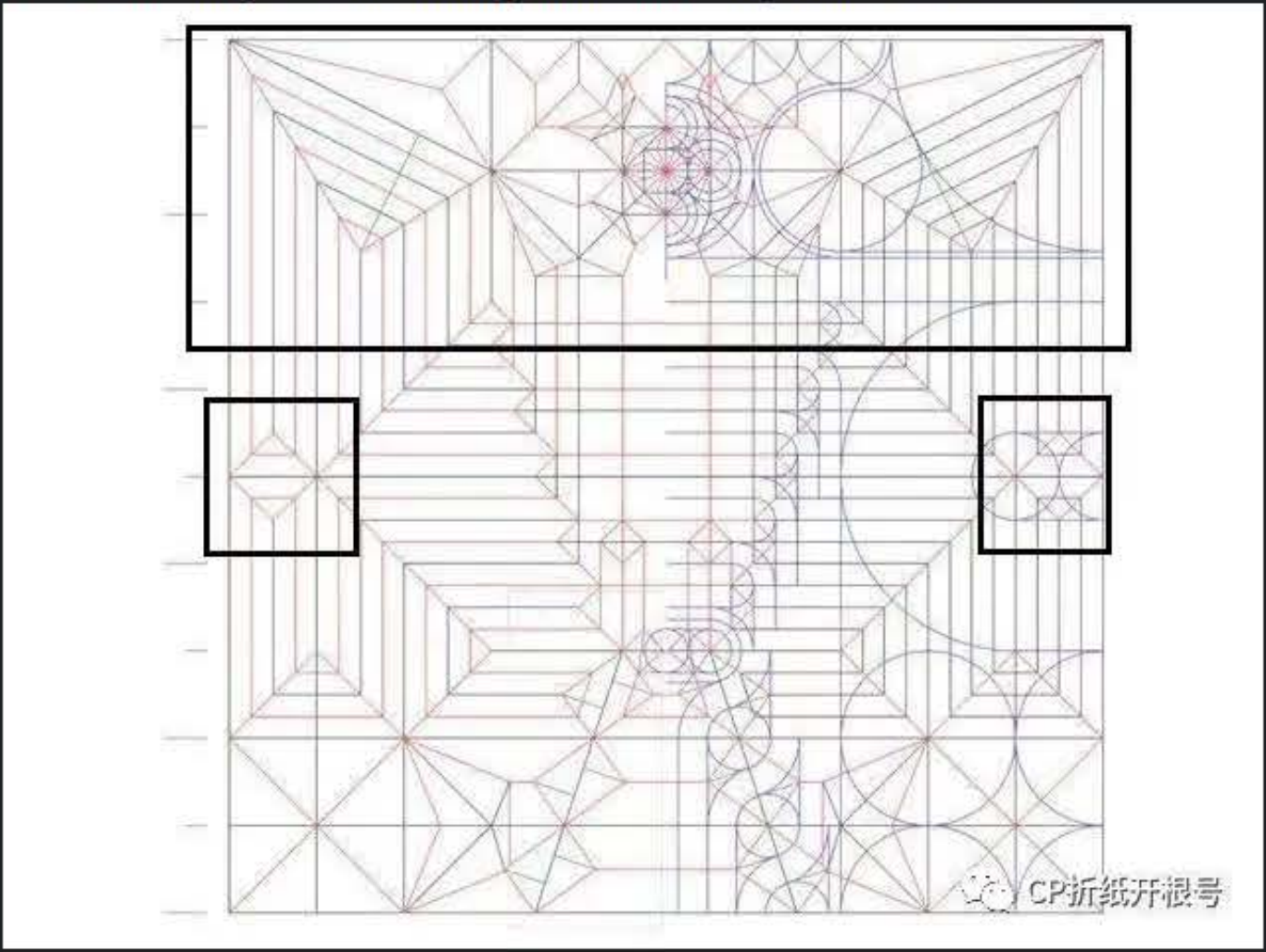

CP折纸开根号

CP折纸开根号



CP折纸开根号

CP折纸开根号



CP折纸开根号



CP折纸开根号

CP折纸开根号

CP折纸开根号



CP折纸开根号



CP折纸开根号

Then we deal with the two sets of structures in the figure below.

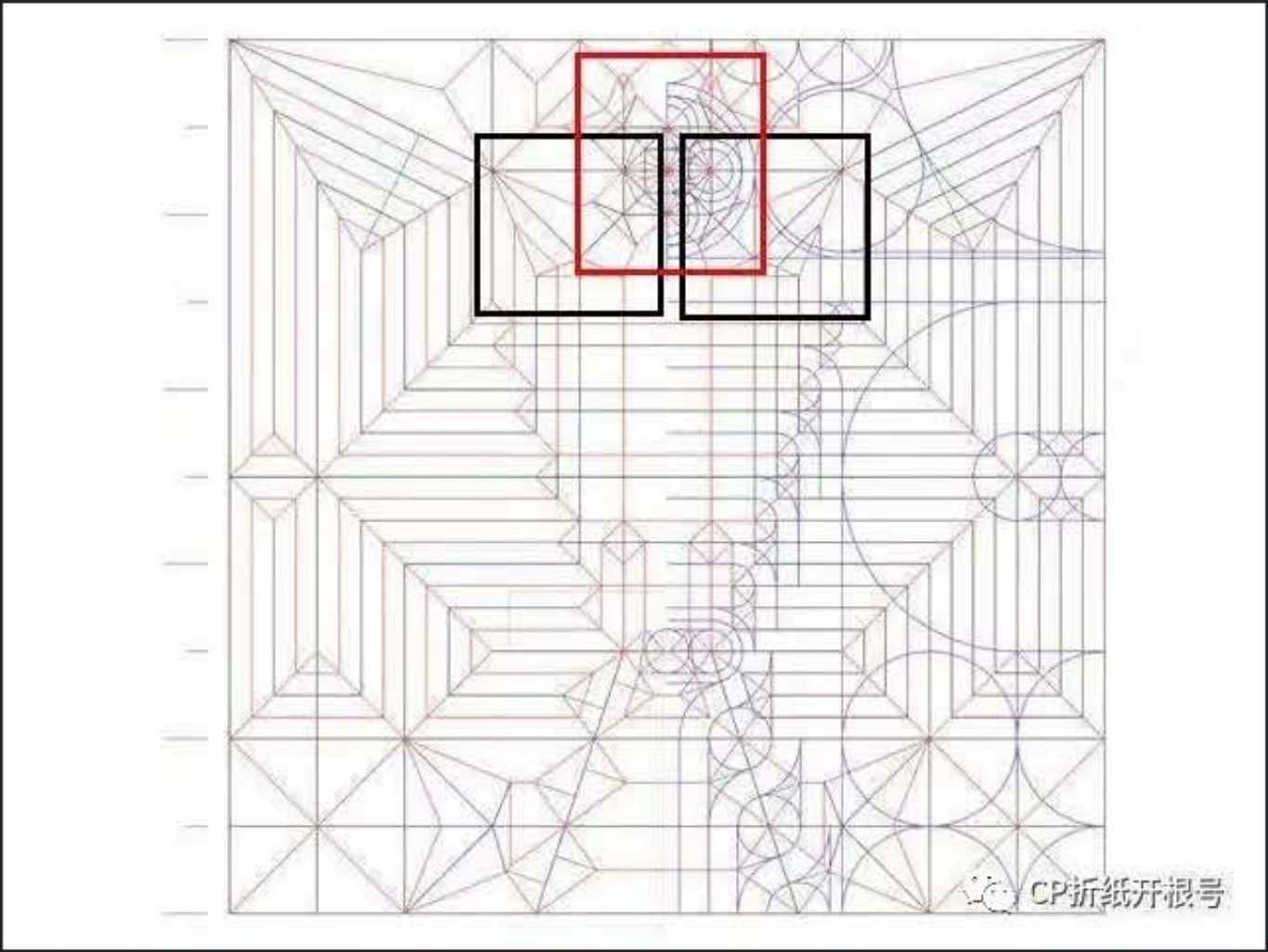

CP折纸开根号

CP折纸开根号

CP折纸开根号



CP折纸开根号

CP折纸开根号

CP折纸开根号



CP折纸开根号



CP折纸开根号

CP折纸开根号

CP折纸开根号



CP折纸开根号



CP折纸开根号



CP折纸开根号

CP折纸开根号

CP折纸开根号



CP折纸开根号

CP折纸开根号

CP折纸开根号

CP折纸开根号



CP折纸开根号

In the red box in the figure below, we have to divide ourselves into two equal parts, preferably four equal parts. Then deal with it and reshape.

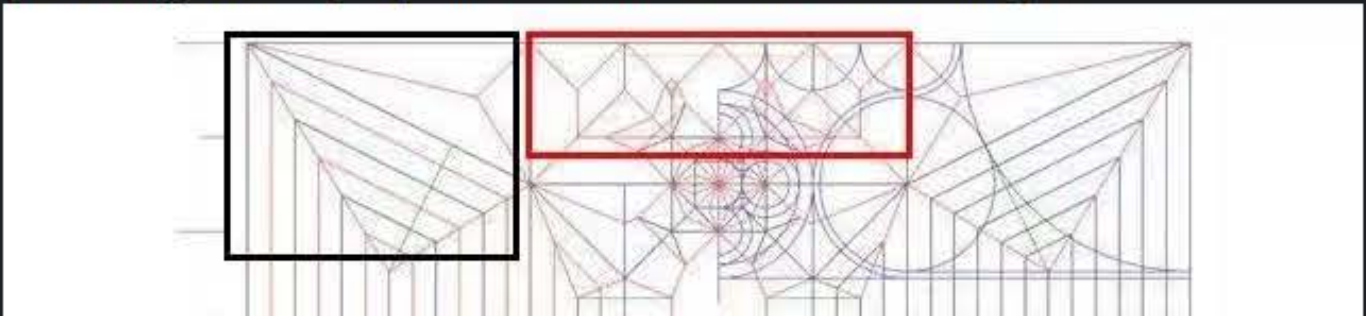

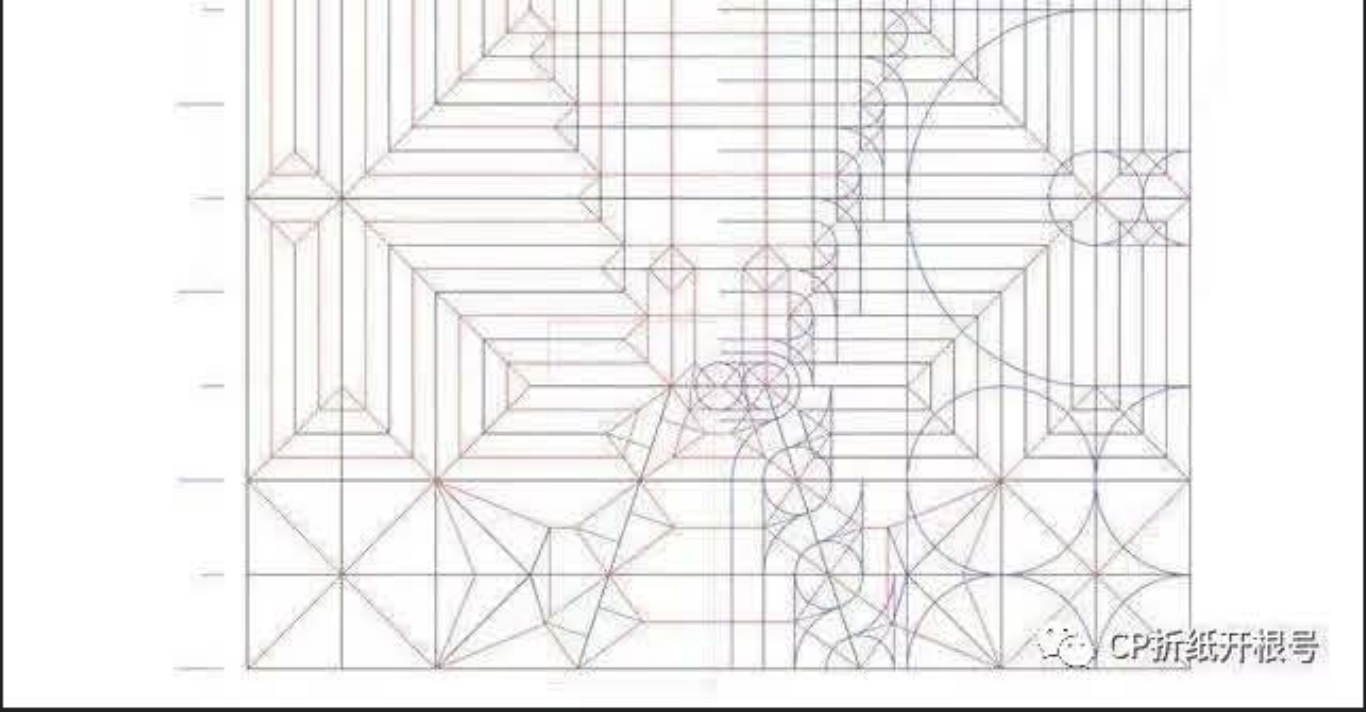

Let 's get started and reshape!

Here are a few shaping procedures. We have said a lot about the shaping of shrimp. This work will not give too much text. We will talk about Imai 's shrimp next time. Let 's give more pictures. !!



CP折纸开根号

CP折纸开根号

CP折纸开根号



CP折纸开根号

CP折纸开根号

CP折纸开根号

CP折纸开根号

CP折纸开根号



CP折纸开根号

Did you succeed? !!

At the end of this issue, I would like to thank my friends who told me the full name of the work after a lot of comments on the egg period dragon I sent before New Year's Day, thanks again!

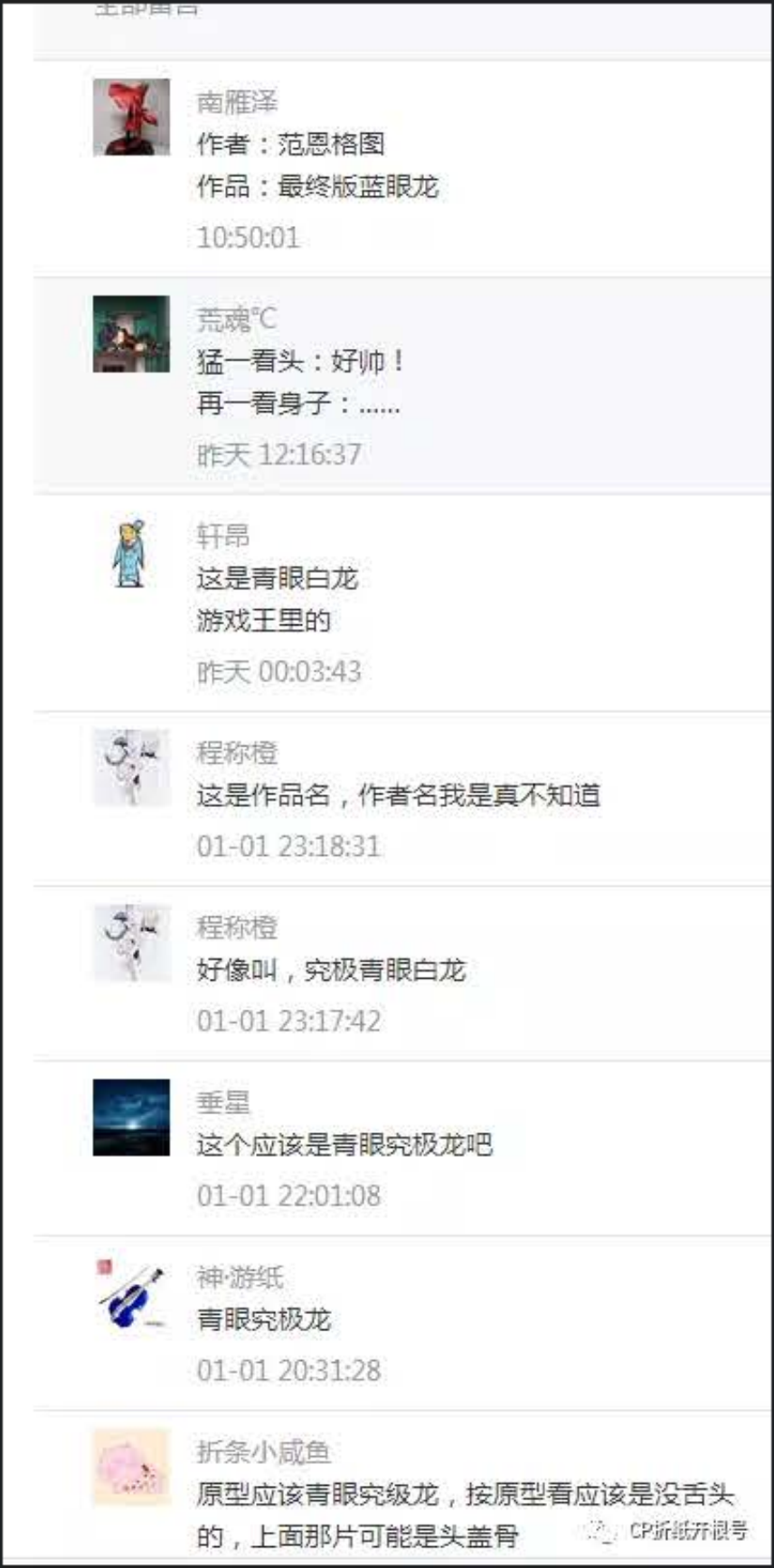

南雁泽
作者：范恩格图
作品：最终版蓝眼龙
10:50:01

荒魂℃
猛一看头：好帅！
再一看身子：……
昨天 12:16:37

轩昂
这是青眼白龙
游戏王里的
昨天 00:03:43

程称橙
这是作品名，作者名我是真不知道
01-01 23:18:31

程称橙
好像叫，究极青眼白龙
01-01 23:17:42

垂星
这个应该是青眼究极龙吧
01-01 22:01:08

神游纸
青眼究极龙
01-01 20:31:28

折条小咸鱼
原型应该青眼究级龙，按原型看应该是没舌头的，上面那片可能是头盖骨

CP折纸开眼号

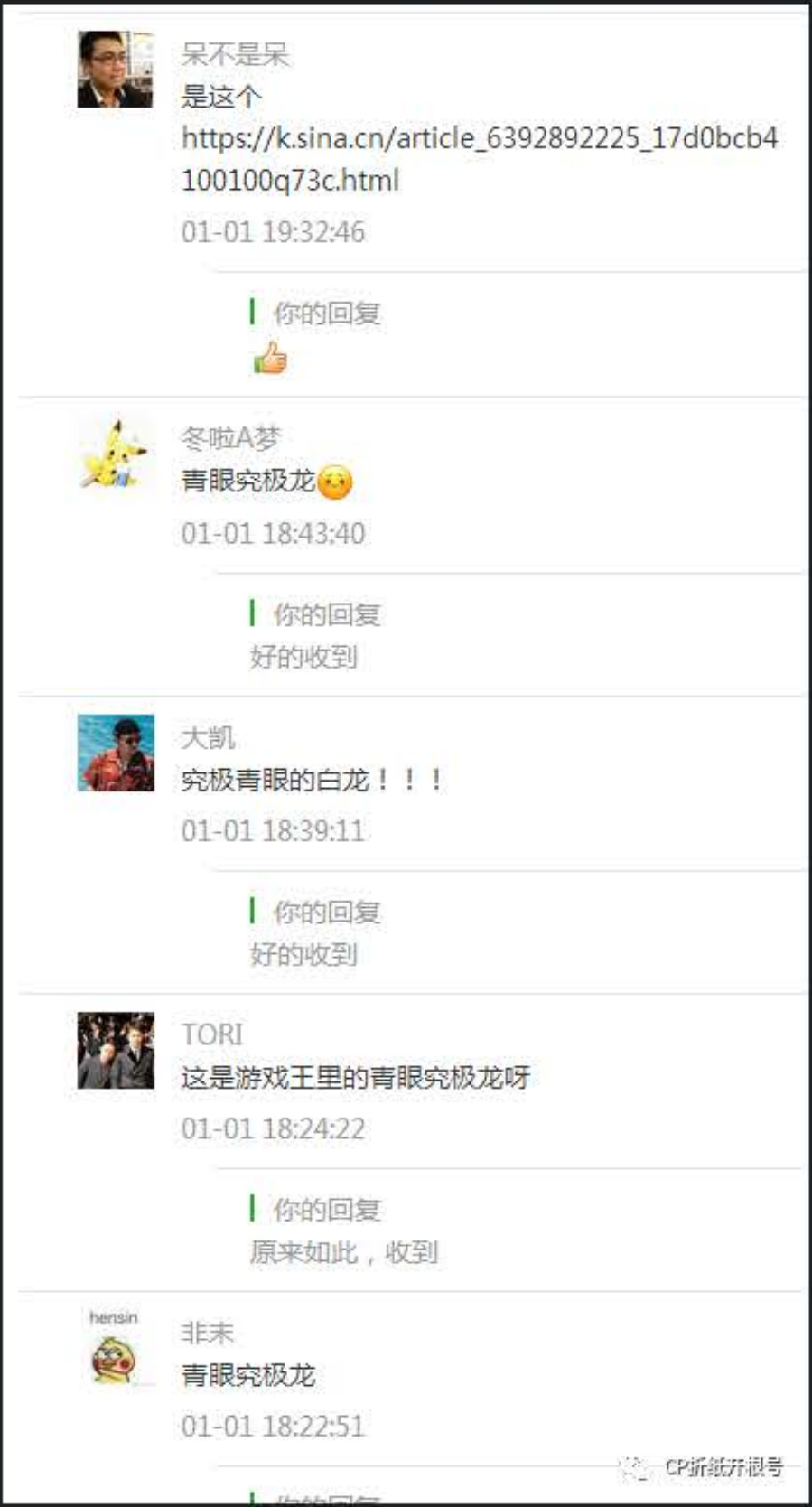

呆不是呆
是这个
https://k.sina.cn/article_6392892225_17d0bcb4100100q73c.html
01-01 19:32:46

你的回复
👍

冬啦A梦
青眼究极龙🙃
01-01 18:43:40

你的回复
好的收到

大凯
究极青眼的白龙！！！
01-01 18:39:11

你的回复
好的收到

TORI
这是游戏王里的青眼究极龙呀
01-01 18:24:22

你的回复
原来如此，收到

非未
青眼究极龙
01-01 18:22:51

CP折纸开眼号

Thank you for leaving a message, and I hope you will continue to pay attention! Hot home CP origami!

Then came the recent whimsy. Do a small prize sending event for a simple reason. This year is 2020. A few days ago I checked that the number of followers of the public account is 2019, so I wanted to see who was the 2020 follower. Even if it is a lucky fan under the fate and screenwriter arrangement, this friend appeared in the past two days, that is, the last friend named Joanna in the picture below, if you see this issue, please leave a message to me and then We add WeChat, I will send you a small origami work, rest assured, dear, free shipping!

☐ PICC🇨🇳中国人保：孙广军
无标签

☐ じゅんこ
无标签

☐ Esther
无标签

☐ wyy0813
无标签

☐ 红鲤鱼与绿鲤鱼🐠
无标签

☐ ——
无标签

☐ Joanna
无标签

All right,,,
Come on, origami gentlemen!
See you next time!

“感谢关注感谢持续关注”

高山 的赞赏码

Below is the QR code of the public account. Welcome everyone to pay attention to modern origami and CP origami.

CP折纸视频号

Past directories
Links to the top 100 issues
Links to the first 130 issues
Origami Interactive Series No.46 Total 131st CP CP Exclusive Shoot
Origami Interactive Series No.47 CP fans exclusive small real shot total 132th issue of small origami that can be used as gifts

CP Share Series No.54 Total 138th New Year Egg Dragon CP

Origami Promotion Series No.001 Total 82nd Issue Introduction of Origami Magazine
Origami Promotion Series Origami Detective Team 155 Total 197th Issue
Origami Promotion Series No.171 Total 198th Origami Detective Team 171
Origami Promotion Series No.141 Total 199th Issue Origami Detective Team 141

Participated in the (Xiamen) First Cross-Strait Paper Art Industry Expo
Participated in the 2nd (Xiamen) Cross-Strait Paper Art Industry Expo-Taking Paper as a Dream (88th Issue)

Nth issue: Advertising
Once again, the name of the volcano 515650243 is the mountain origami player
I posted a lot of life sketches and origami sketches, and of course there are original works on display🤔
My Taobao Online Store
Although there is no decoration in the online store and the pictures are not very beautiful, the works are still complete, and I can order CP works that are not in the store. Of course, it also includes the aggregated semi-finished products and finished products of almost all the works explained by the public account. And line paper for sale.
Everyone says my Taobao shop ca n't find it, I do n't know why, here is the URL
https://shop35817735.taobao.com/?spm=a1z10.1-cs.0.0.694d7526pob2Vx