CP Entry-level Works Series (Interaction No.33) Total 104th Issue BUG--CP

Original origami student Takayama CP origami opening number2019-07-06

Hello everyone, welcome to CP Opening!

This issue is mainly in response to an early message from Zheyou, MAY-BUG
This work should be a simple work among the insects we have said before.
How do you translate this name? May bug? The translation given by Baidu is called a root-eating worm.
No matter what it is called, we still pay tribute to the original author first, the original author's name is in the picture, and everyone will accurately translate it and leave a message for me.



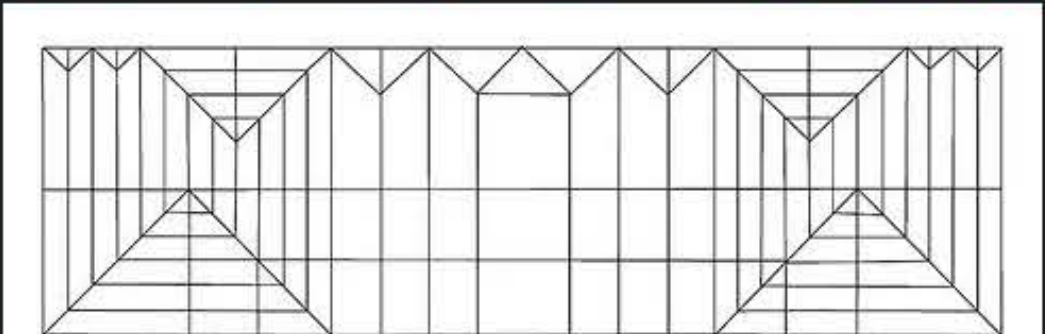

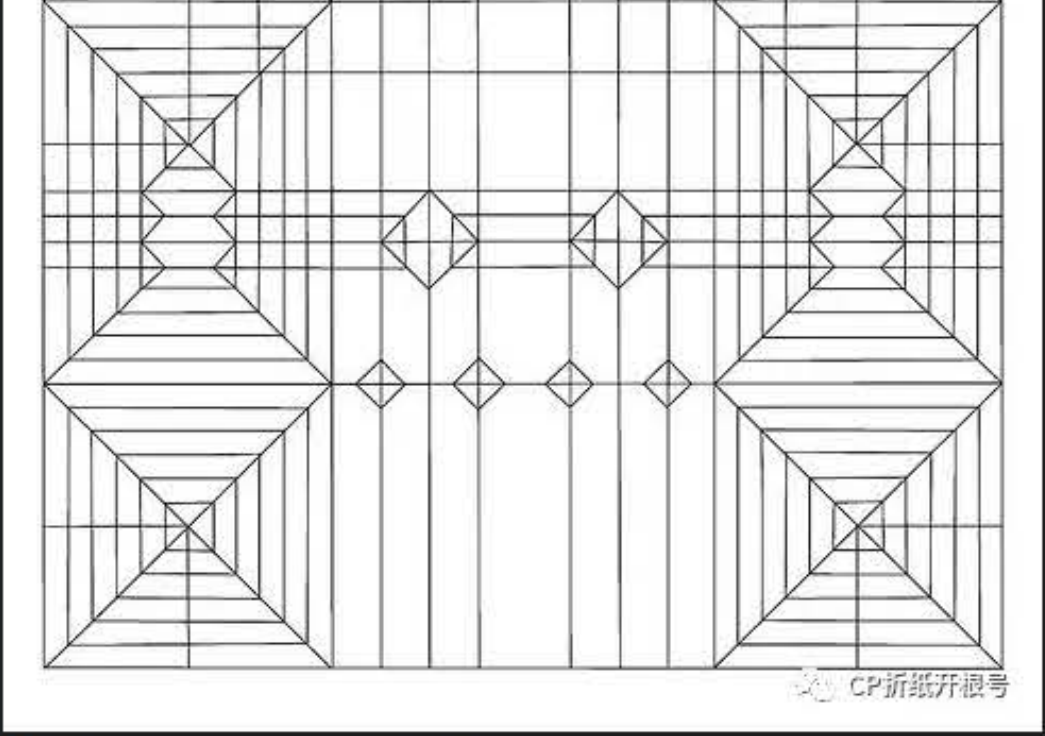

CP折纸开根号

Works in this issue: 40 * 40 square

It should be said that this series of works is relatively simple as an entry-level series. I believe that it will not take too long for you to check the grid and wire.
So let's get together!

CP折纸开根号

First, we start from the horizontal direction in the figure below, and then perform the vertical peak-valley folding after the peak-valley folding.

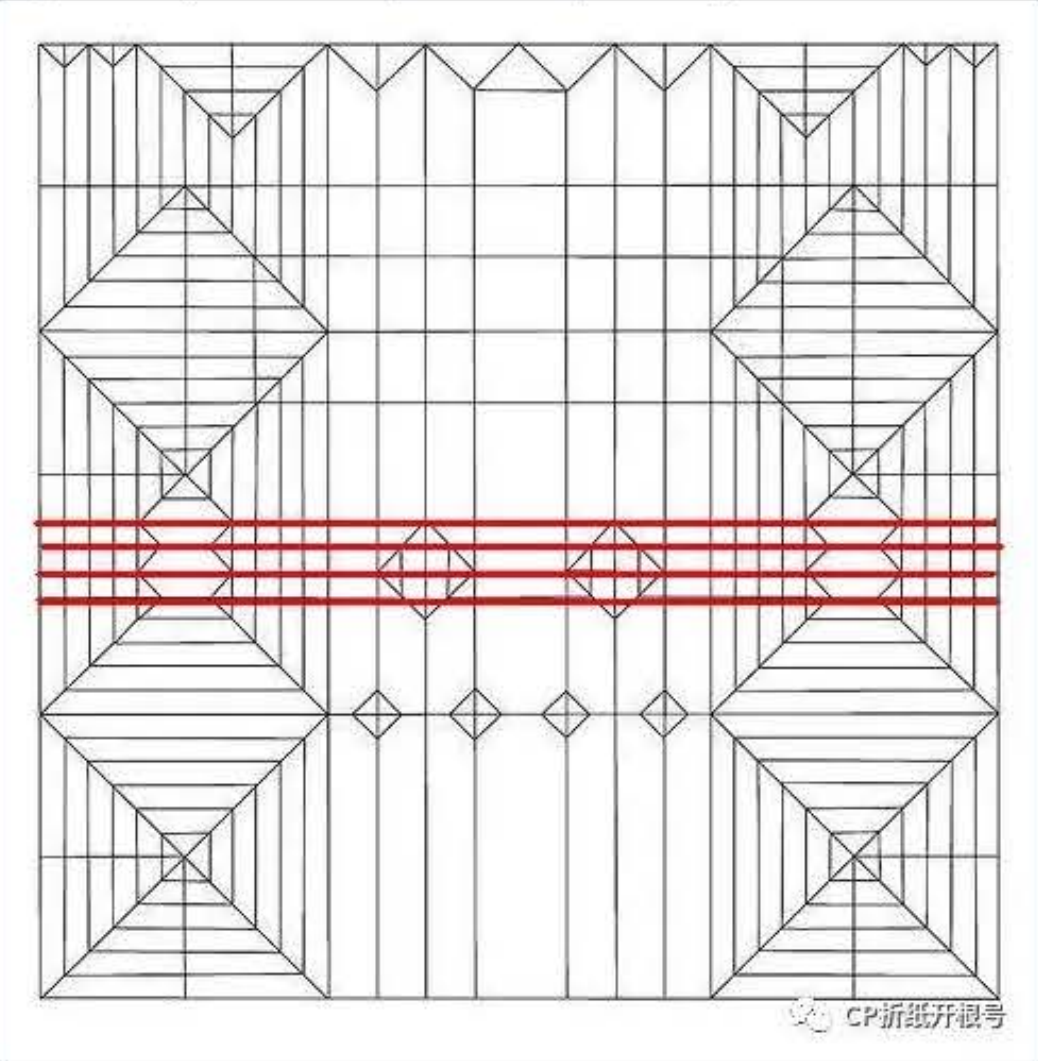

CP折纸开根号


CP折纸开根号

After the vertical peaks and valleys, we first receive two units as a unit, and then one unit as a unit. The picture below has both front and back situations.

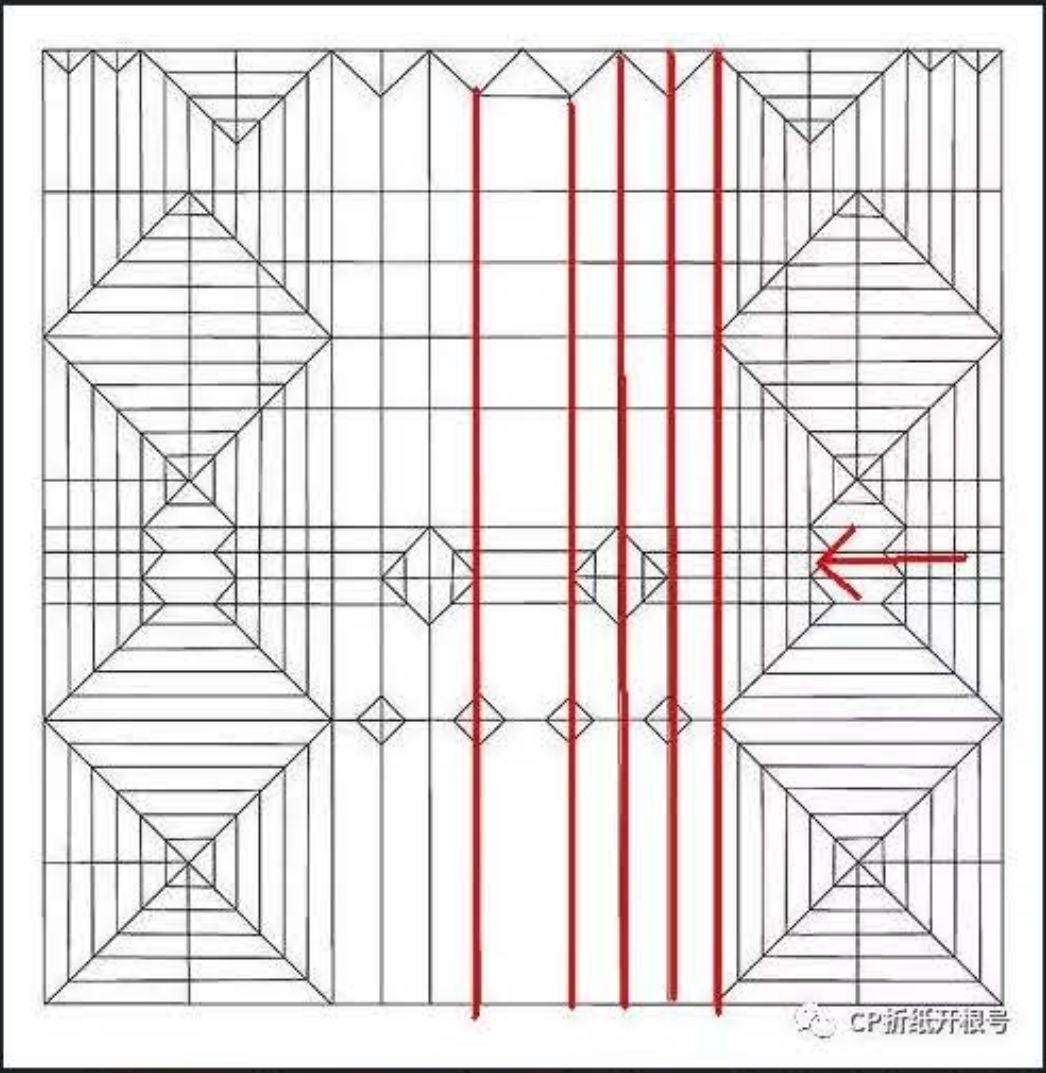



CP折纸开根号

CP折纸开根号

CP折纸开根号





CP折纸开根号

Next we look at the side and aggregate according to the edge sawtooth structure in the figure below.

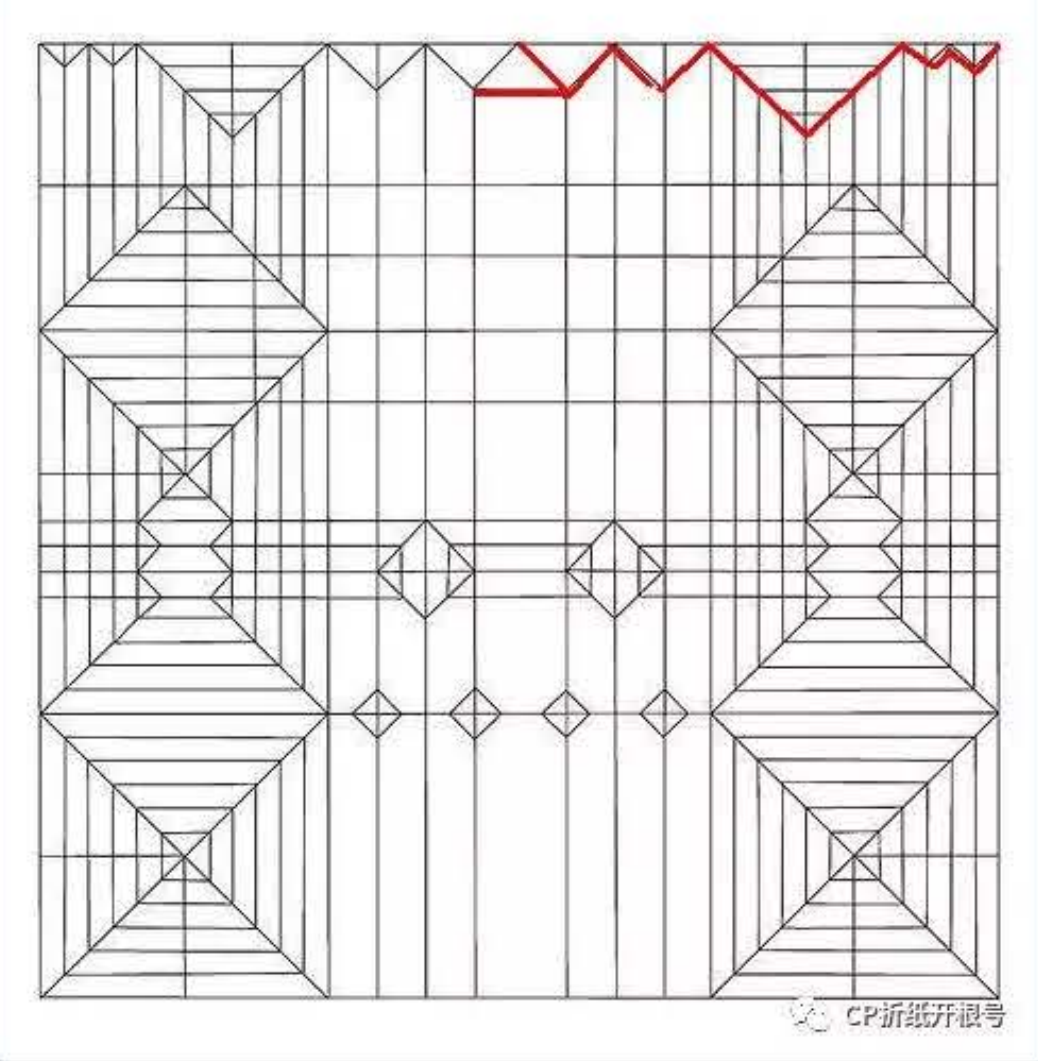
CP折纸开银号

CP折纸开根号

CP折纸开根号



CP折纸开根号



CP折纸开根号

CP折纸开根号

Then we aggregate downwards and process the black box in the image below.



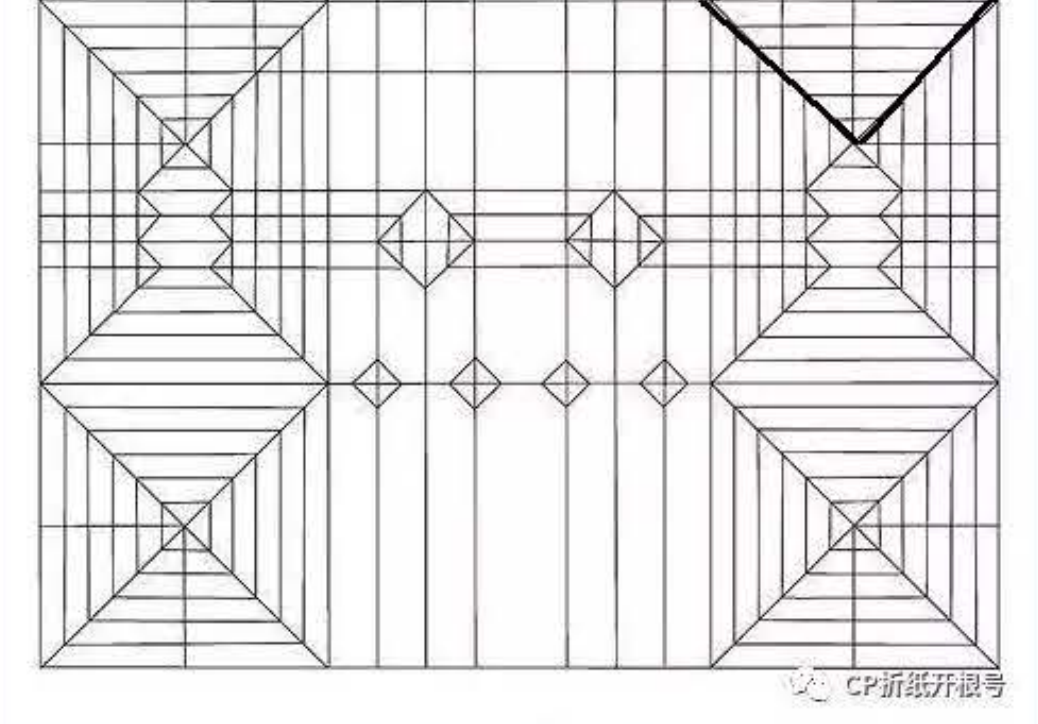

CP折纸开根号

CP折纸开根号


CP折纸开根号

Below we aggregate the green part and move on.

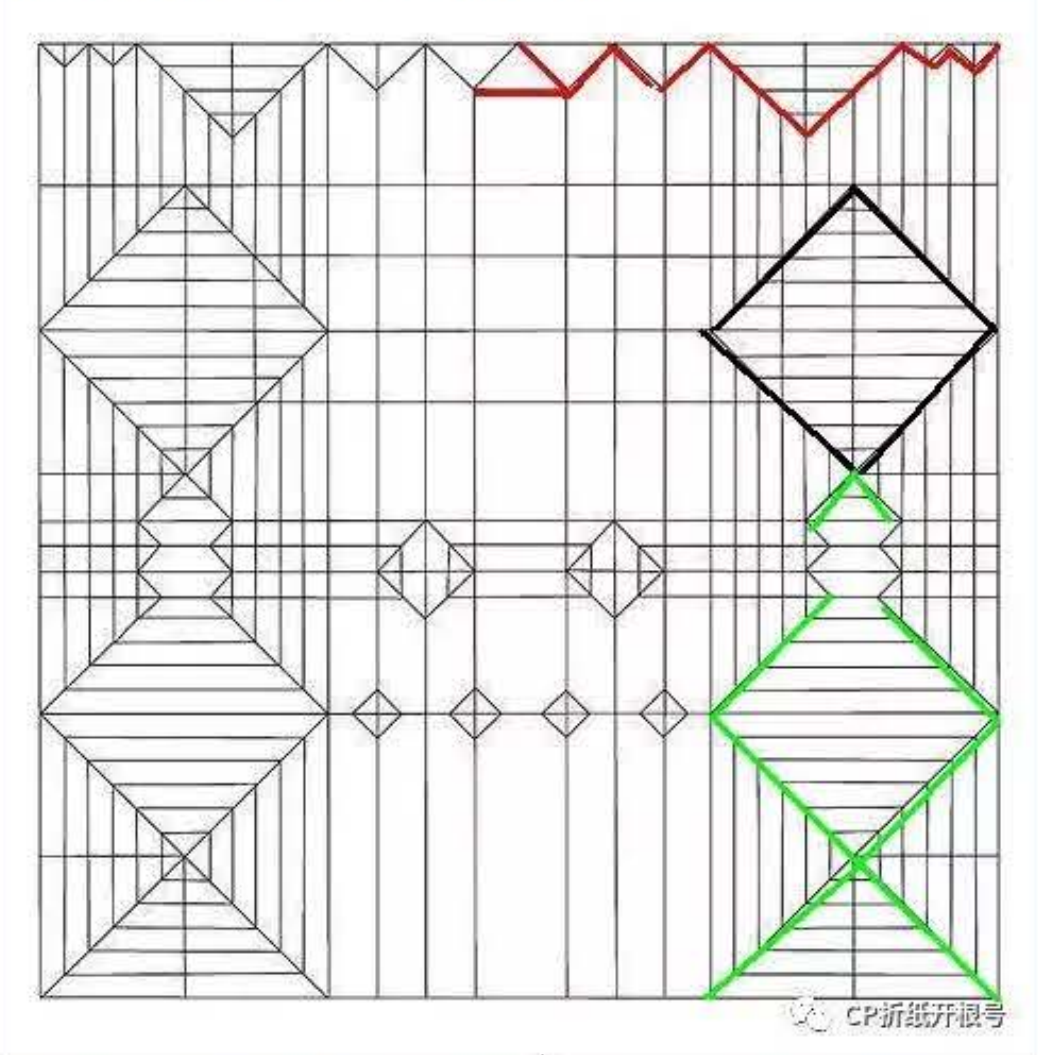

CP折纸开根号



CP折纸开根号

CP折纸开根号

CP折纸开根号



CP折纸开根号

The same folding method is used on the other side.


CP折纸开根号

Below we aggregate the black circle in the figure below. First, completely open the middle paper layer, and then aggregate it according to the strands. The polymerization needs to pay attention to this is an asymmetric structure, so do not have this kind of operation Not sinking.

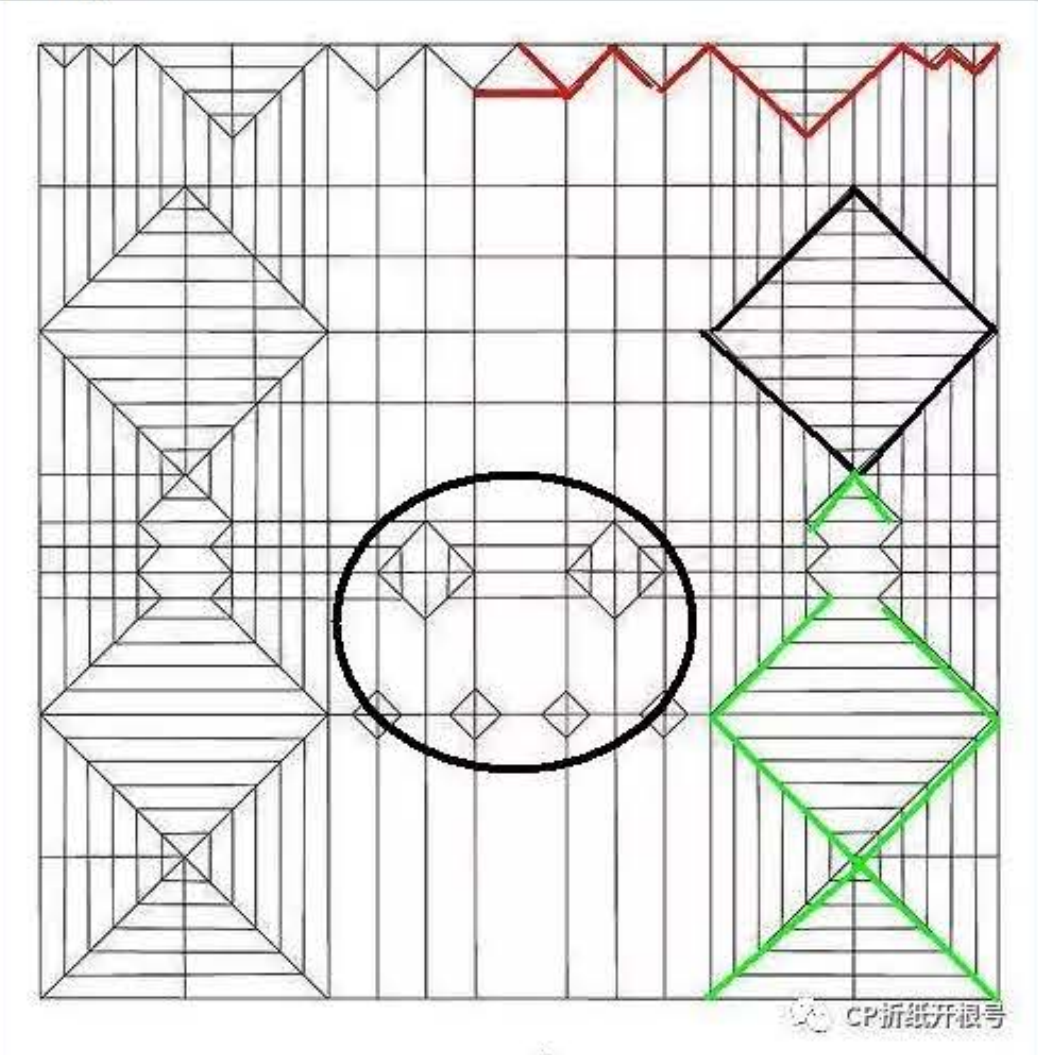

CP折纸开根号

CP折纸开根号

CP折纸开根号

CP折纸开根号



CP折纸开根号

CP折纸开根号

CP折纸开根号

CP折纸开根号



CP折纸开根号



CP折纸开根号



Finally, let's adjust the relationship between the paper layers and sort out the three basic units of head, chest, and abdomen.



CP折纸开根号



CP折纸开根号



CP折纸开根号



After the branches, head, chest, and abdomen are all set, we are ready to perform plastic surgery, first add glue from the inside.

CP折纸开根号

CP折纸开根号



CP折纸开根号



CP折纸开根号



CP折纸开根号

CP折纸开根号

CP折纸开根号



CP折纸开根号



CP折纸开根号

CP折纸开根号

CP折纸开根号



CP折纸开根号



CP折纸开根号


CP折纸开根号

To be honest, this work is not difficult, and it is especially suitable for practicing as an entry work. You can brush it two or three times and then fold some simple bugs to improve speed and level!

Well,
That's it for this issue!
See you next time!

“感谢关注感谢持续关注”
高山 的赞赏码
CP折纸开根号

Below is the QR code of the public account

CP折纸开根号

Past directories

Links to the first 75 issues

Origami Interactive Series No. 22 Issue 76

December egg period Total seventy-seventh period For those you love (Snake belly entry 04)

Origami Sharing Series No.25 Total 78th Issue CP Interpretation of Crab

Origami Interactive Series No.24 Total 79th Issue CP Advanced Works Lao Tianniu
CP Interactive Series No.23 Total 80th Issue CP of Roast Chicken
CP Share Series No.26 Total 81st Issue CP Explained by Shrimp
Origami Sharing Series No.27 Total Issue 83 Beginning Number 01
Origami Sharing Series No.28 Total Issue 84 Beginning Number 02
Origami Sharing Series No.29 Total 85th Issue Initial Number Machine 03
Origami Interactive Series No.25 The eighty-sixth issue of Lao Luo's Little Beetle CP entry-level works Snake Belly CP 05
Origami Sharing Series No.30 Total Eighty-sixth CP of the Great God's Penalty Day (to be changed to eighty-seven)
Origami Interactive Series No.26 Total 89th Issue CP of Stick Insect
Origami Sharing Series No. 31 Total 90th Issue CP Explained by Mercury Lamp
Origami Sharing Series No.32 The 91st Issue of the Hornet CP Interpretation
Origami Interactive Series No.27 Total 92nd Issue Again, Lao Luo's insect origami is here.
Origami Sharing Series No.33 Total 93rd Issue Eater CP
Origami Interactive Series No.28 Total Issue 94 Simple Dragonfly Interpretation
Origami Sharing Series No.34 Total Ninety-fifth Issue Butterfly CP
Origami Interactive Series (Entry Level) No.29 Total 96th Issue Another Spider Found
Origami Interactive Series No.30 Total 97th Entry Entry Works Swimming Dinosaur
Origami Sharing Series No.35 Total 98th Character Return of Origami Chunli CP
Origami Interactive Series No.31 Total 99th Issue
Origami Interactive Series No.32 Total 100th CP Entry-level Works Two-dimensional Collection
Origami Sharing Series No.36 Total No. 101 The Big Worm Not a Worm- 虫
CP Share Series No. 37 Total No. 102 Interpretation of Strong Colony CP
Origami Share Series No.38 Total 103rd Strong Colony Armor CP2

Participated in the (Xiamen) First Cross-Strait Paper Art Industry Expo
Participated in the 2nd (Xiamen) Cross-Strait Paper Art Industry Expo-Paper as Dream

Nth issue: Advertising
Once again, the name of the volcano 515650243 is the mountain origami player
Tremolo 29248204gaoshan name is origami player
I posted a lot of life sketches and origami sketches, and of course there are original works on display🤭
My Taobao Online Store
Although there is no decoration in the online store and the pictures are not very beautiful, the works are still complete, and I can order CP works that are not in the store. Of course, it also includes the aggregated semi-finished products and finished products of almost all the works explained by the public account. And line paper for sale.
Everyone says my Taobao shop ca n't find it, I do n't know why, here is the URL
https://shop35817735.taobao.com/?spm=a1z10.1-cs.0.0.694d7526pob2Vx