Origami Interactive Series No.46 Total 131th CP Fans Exclusive Real Shooting

Original Origami Student Takayama CP Origami Opening Number January 3

Hello everyone, welcome to CP Opening!

In 2020, they say what they are doing, and it is estimated that everyone can also fold them, but since everyone is busy at the beginning of the year, it is simple to let everyone do it first. !!
Fold it. . . . . . .

Works in this issue: 1
The original author and CP information are shown in the figure below. Although it is a bit unclear, please believe me. This is the clearest in my hand. If you have a high-definition picture, please leave a message to me or add me to the message area!

Work No. 1 Paper under 30 cm

The work CP is a 4-division base folding. The whole picture is a variety of simple intersections of 22.5 degree lines and edges.

What are you waiting for, fold it. . . .

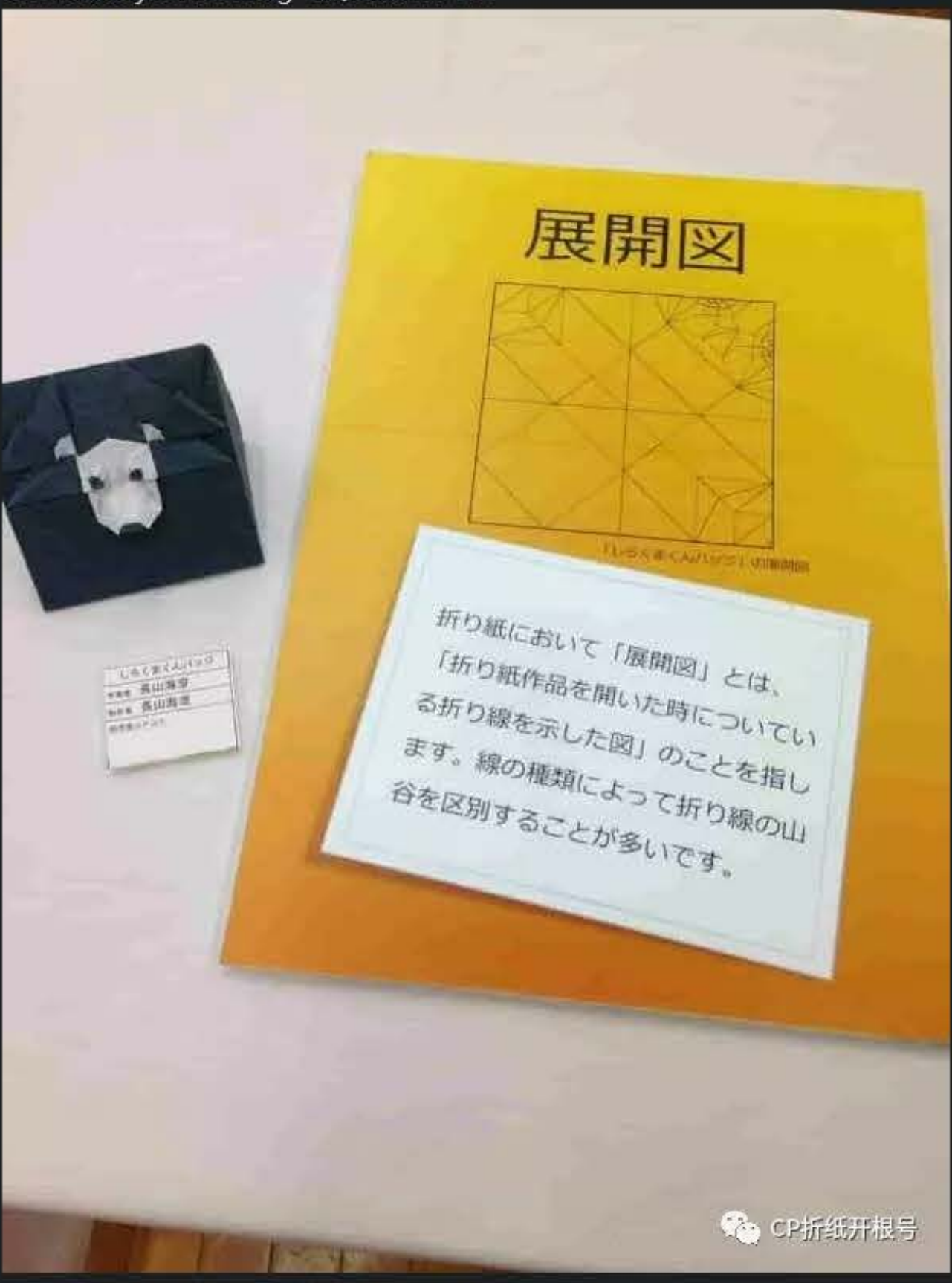

折り紙において「展開図」とは、「折り紙作品を開いた時についている折り線を示した図」のことを指します。線の種類によって折り線の山谷を区別することが多いです。

The following is a dark grid positioning of 8 equal divisions provided by netizens.



Let 's start with a simple process.



CP折纸开根号



CP折纸开根号



CP折纸开根号



CP折纸开根号


CP折纸开根号

Complete a basic operation.


CP折纸开根号

Pull inside


CP折纸开根号



CP折纸开根号



CP折纸开根号

The inner two small corners fold outward



CP折纸开根号



180 degree





Pull down


CP折纸开根号


CP折纸开根号


CP折纸开根号


CP折纸开根号


CP折纸开根号


CP折纸开根号



CP折纸开根号



CP折纸开根号



CP折纸开根号



CP折纸开根号

Feel free to deal with eye size and shape here


CP折纸开根号


CP折纸开根号


CP折纸开根号

Pull out the two corners of the inner hide



CP折纸开根号

CP折纸开根号

CP折纸开根号

CP折纸开根号