CP Share Series No. 56 Total 149th Speed Boat

Original origami student Takayama CP origami opening root February 13

Hello everyone, welcome to the CP root!

Today, I finally came to Xiao Luo 's work seriously. In the real shot of the sketch, we talked about some original gadgets of Xiao Luo, so everyone knows a little about his personal style. Piece of his medium difficulty, speedboat!
Next month I will also say a medium-to-upper work, a modern version of the pen holder, and I hope everyone will come to play!

Let 's take a closer look at this work and its CP



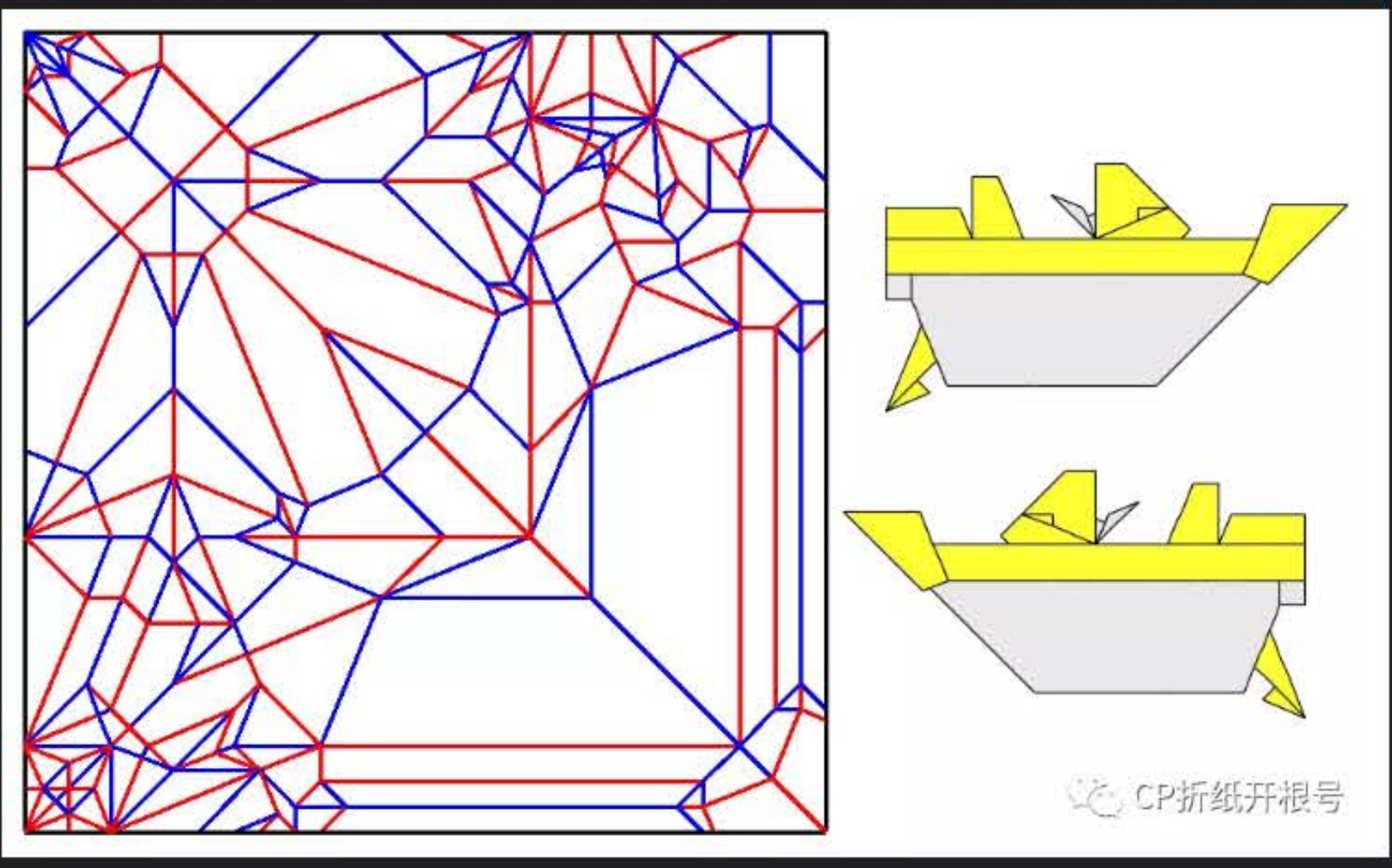

The works in this issue

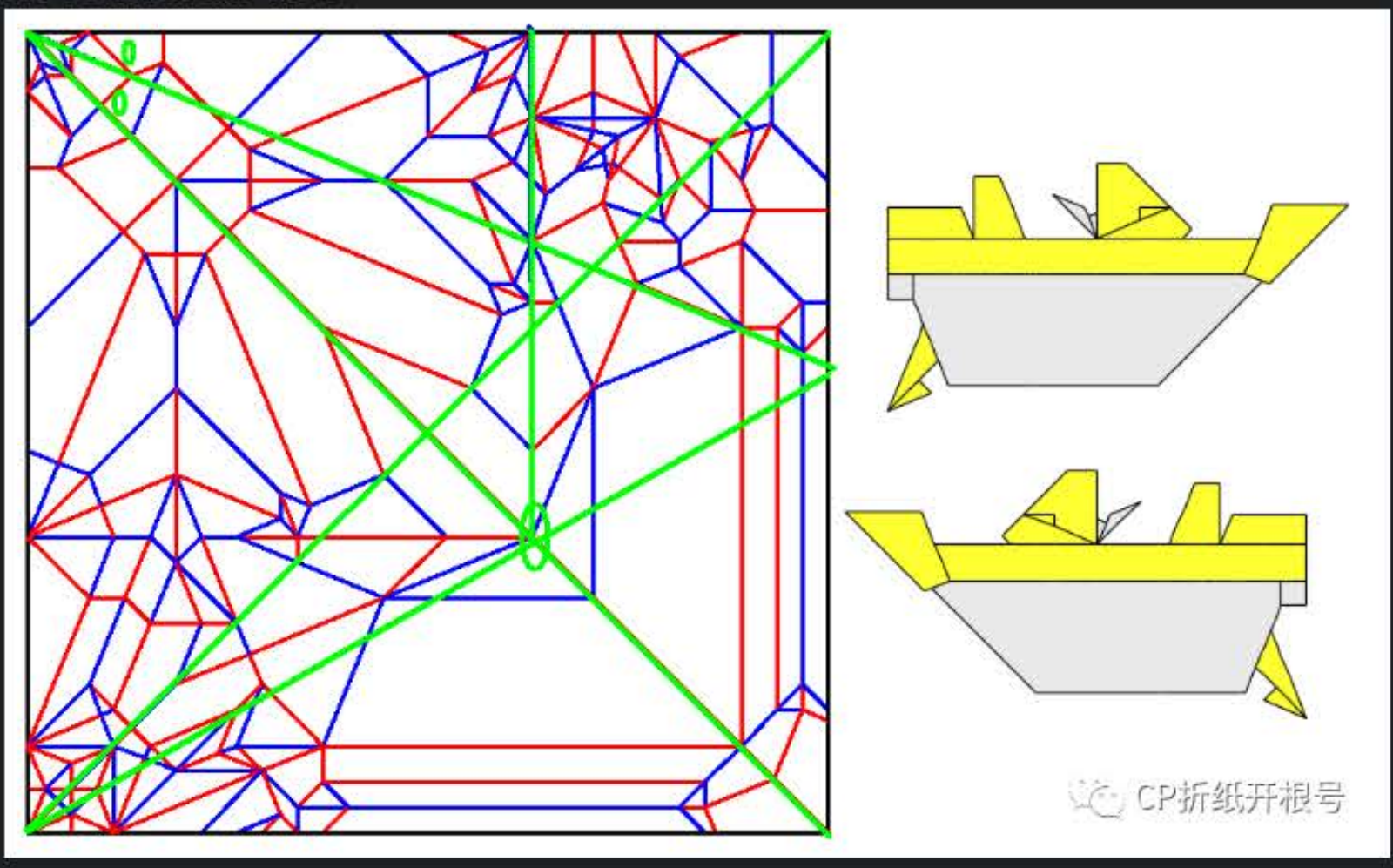

The basic point-taking method is shown in the figure above. The intersection point of the 22.5-degree angular line and the opposite side is connected to the lower left vertex. The diagonal line intersects at one point. This point is perpendicular to the lower side to obtain our starting point and starting line.

Let's use this point and line segment to start the line! The general idea of the line is to deal with the long line first, which we have said many times before, that is, the black line in the following picture; then the three areas divided by the following picture, red, green, and yellow, one by one, Because most of them intersect at the regular 22.5 degree line, I wo n't go into details.

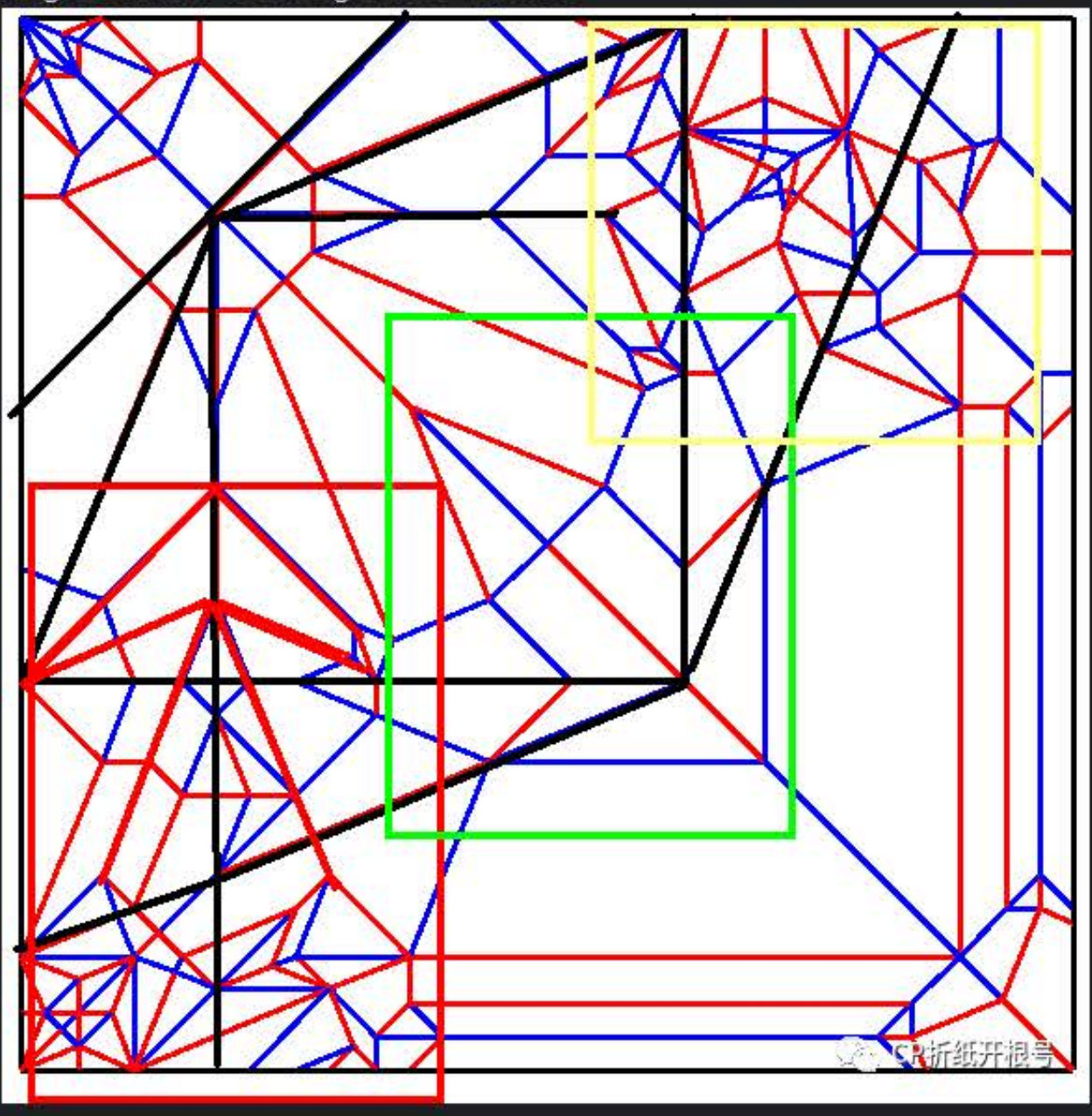

But it is worth mentioning that some of the short lines in the black box in the picture below are not easy to locate directly.

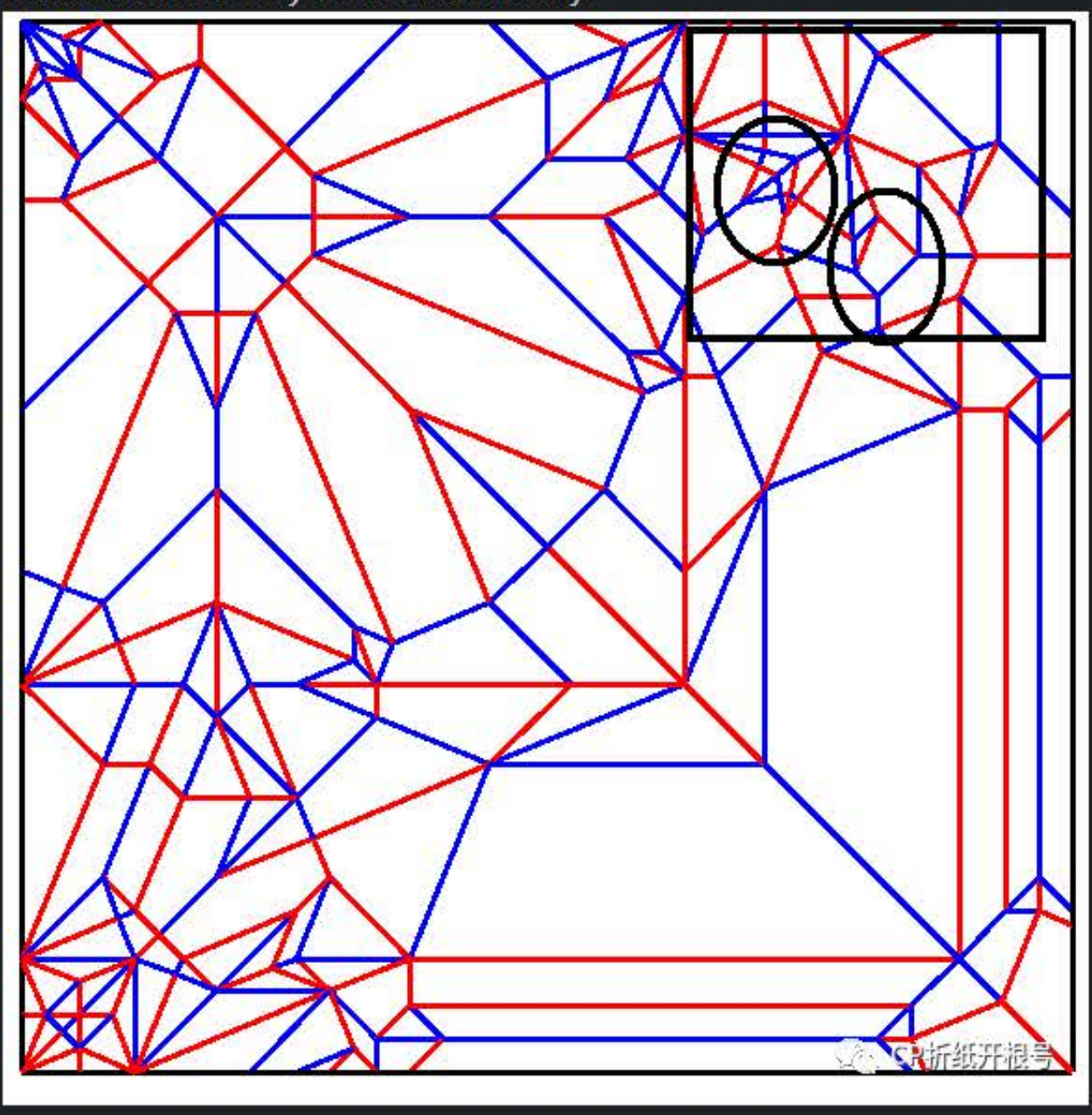

Classmates who have been connected, let's gather together now!

After folding in half, we first follow the picture below to process the long black line partition and complete the circled part in the upper left corner.

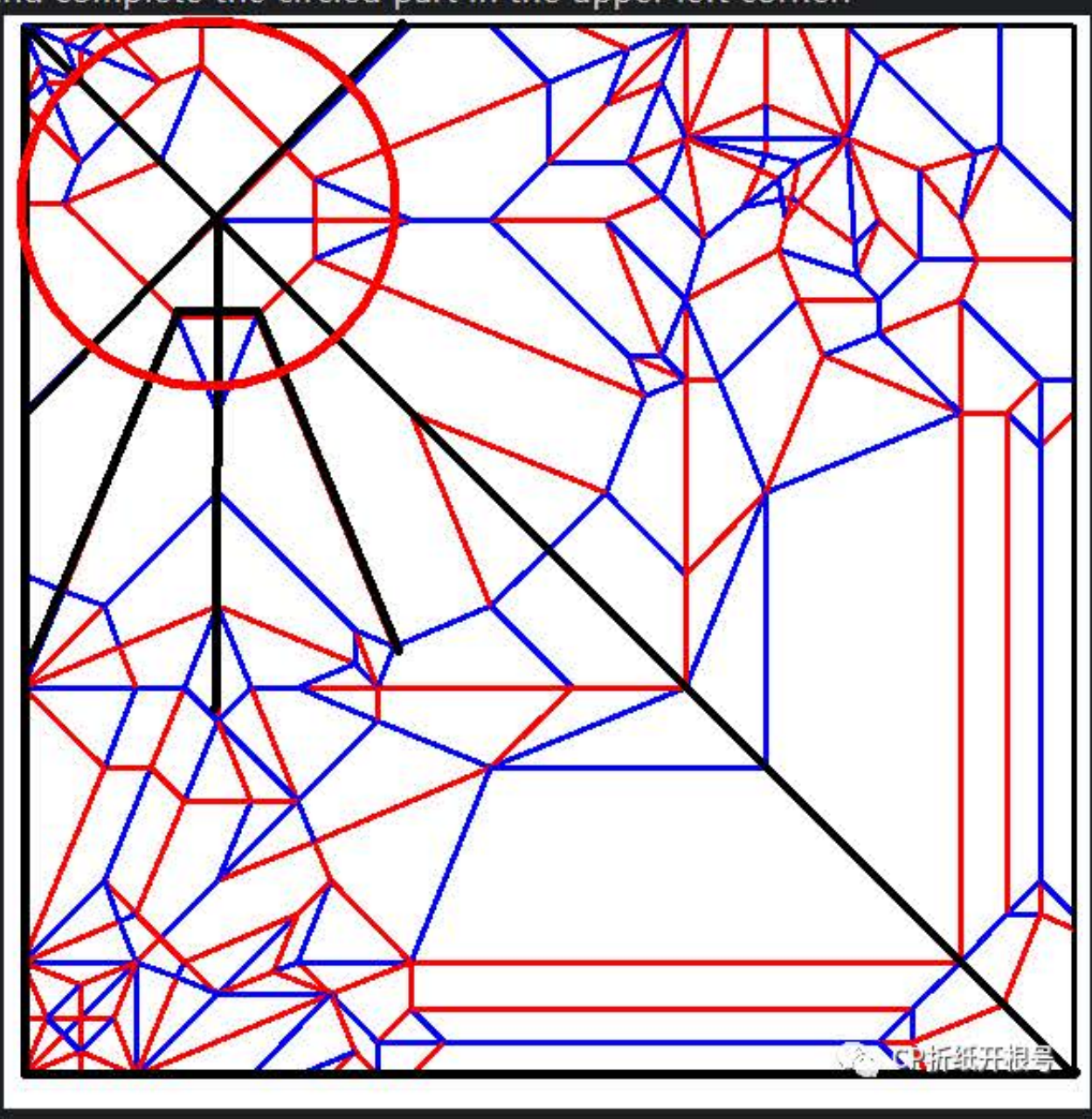





Slowly pinch, don't worry, pick up the short-term while taking the long-term





CP折纸开根号



CP折纸开根号

Pinch up the same way on the other side



CP折纸开根号



CP折纸开根号


CP折纸开根号

After roughly grasping, let's focus on the upper left corner just mentioned.


CP折纸开根号



CP折纸开根号



CP折纸开根号



CP折纸开根号



CP折纸开根号



CP折纸开根号



CP折纸开根号



CP折纸开根号





Below, we still aggregate the short lines on the left and the middle on the basis of processing the long lines. There are multiple paper layers here. You must see where the fine peaks are connected.

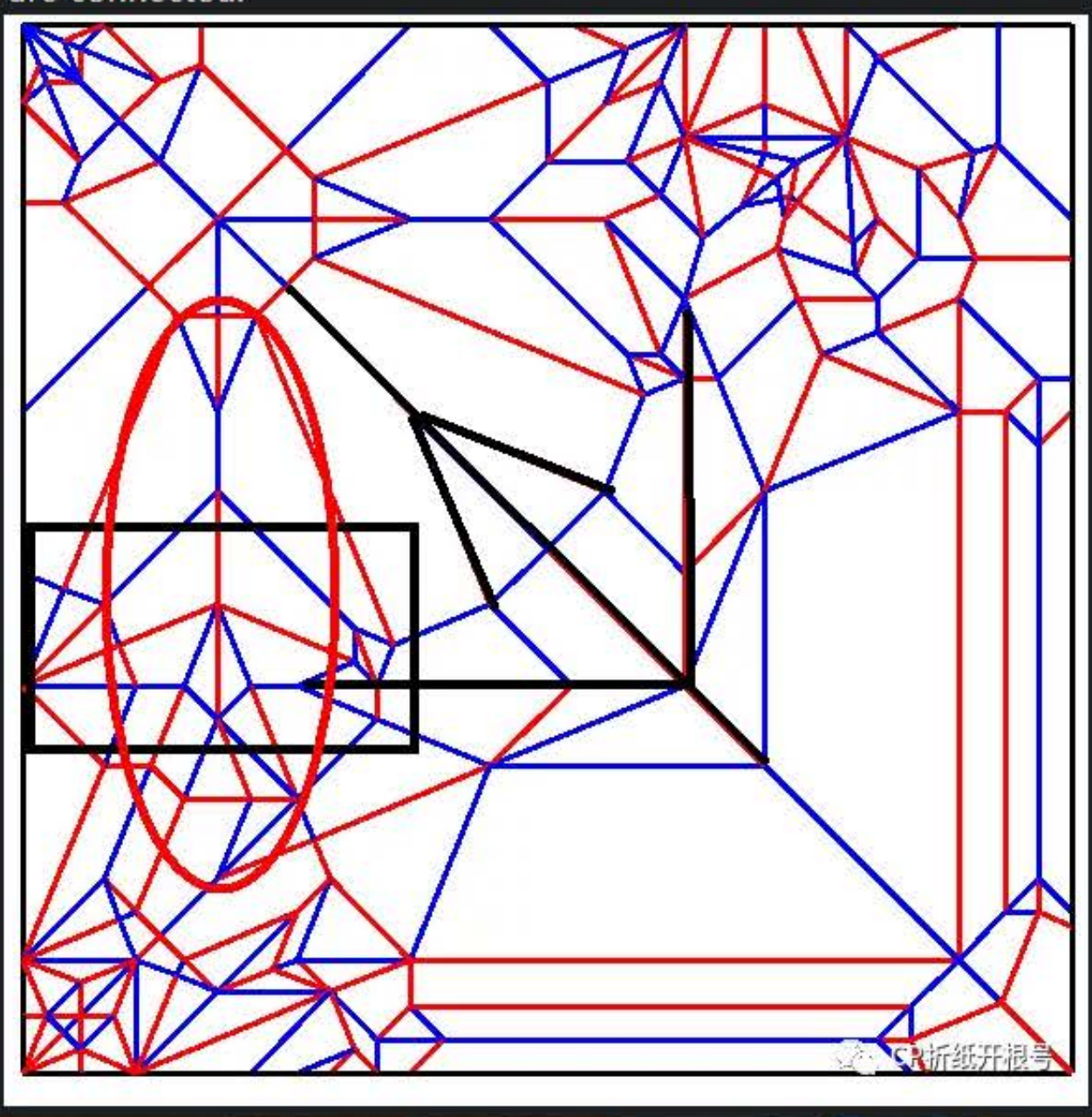
CP折纸开根号

CP折纸开根号

CP折纸开根号

CP折纸开根号



CP折纸开根号

The short line in the center must be handled accordingly.

CP折纸开根号

CP折纸开根号

Below we continue to fold down, fold out the corner on the left and the short line on the bottom left to carefully aggregate
Finally, the green area is completed from left to right

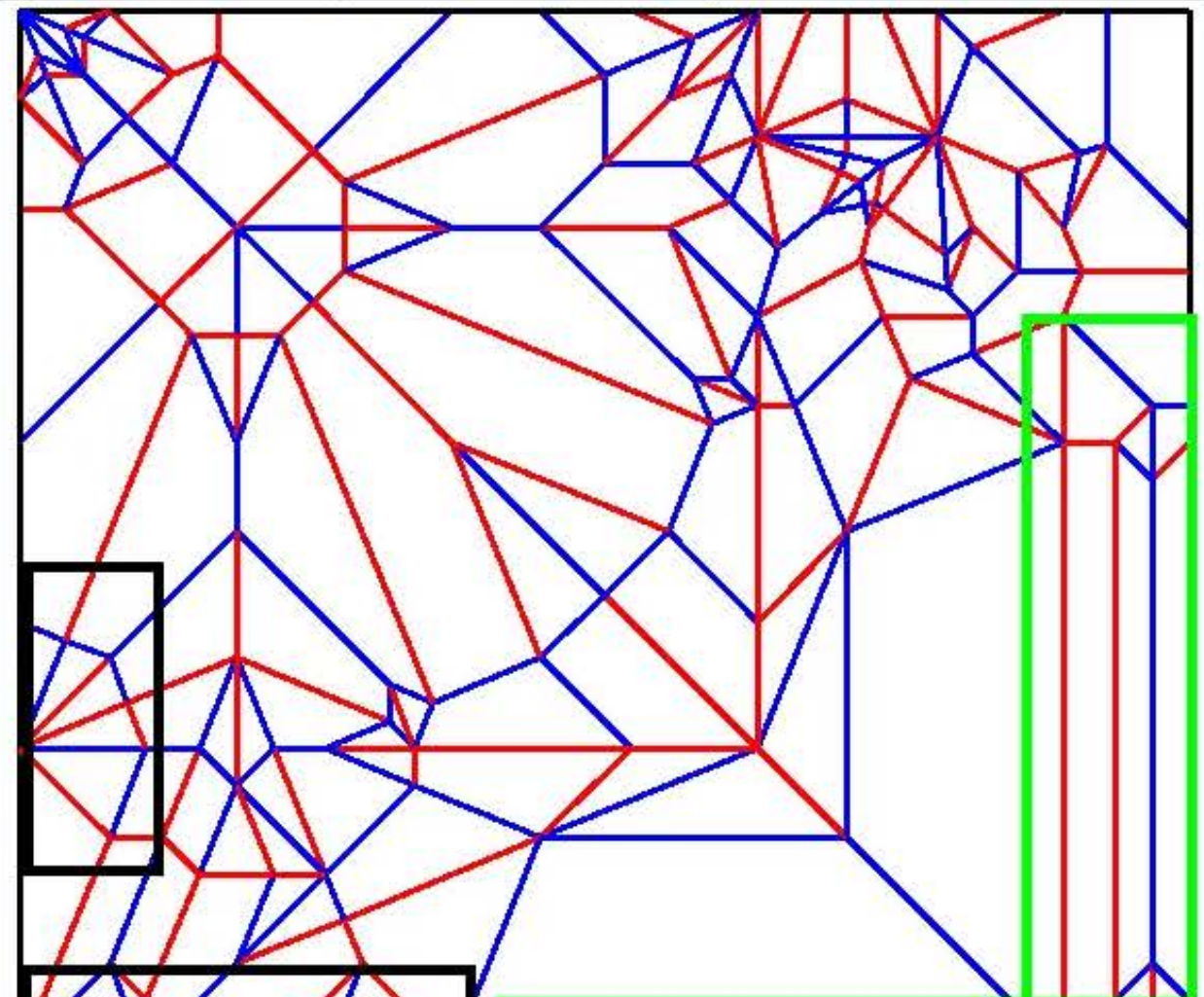
CP折纸开根号



CP折纸开根号


CP折纸开根号


CP折纸开根号



CP折纸开根号



CP折纸开根号



CP折纸开根号



CP折纸开根号

CP折纸开根号

CP折纸开根号

CP折纸开根号



CP折纸开根号



CP折纸开根号

The following figure changes the perspective



CP折纸开根号

Return to perspective



Handle the green area to the right





Finally, the upper right corner area with relatively dense lines is aggregated.

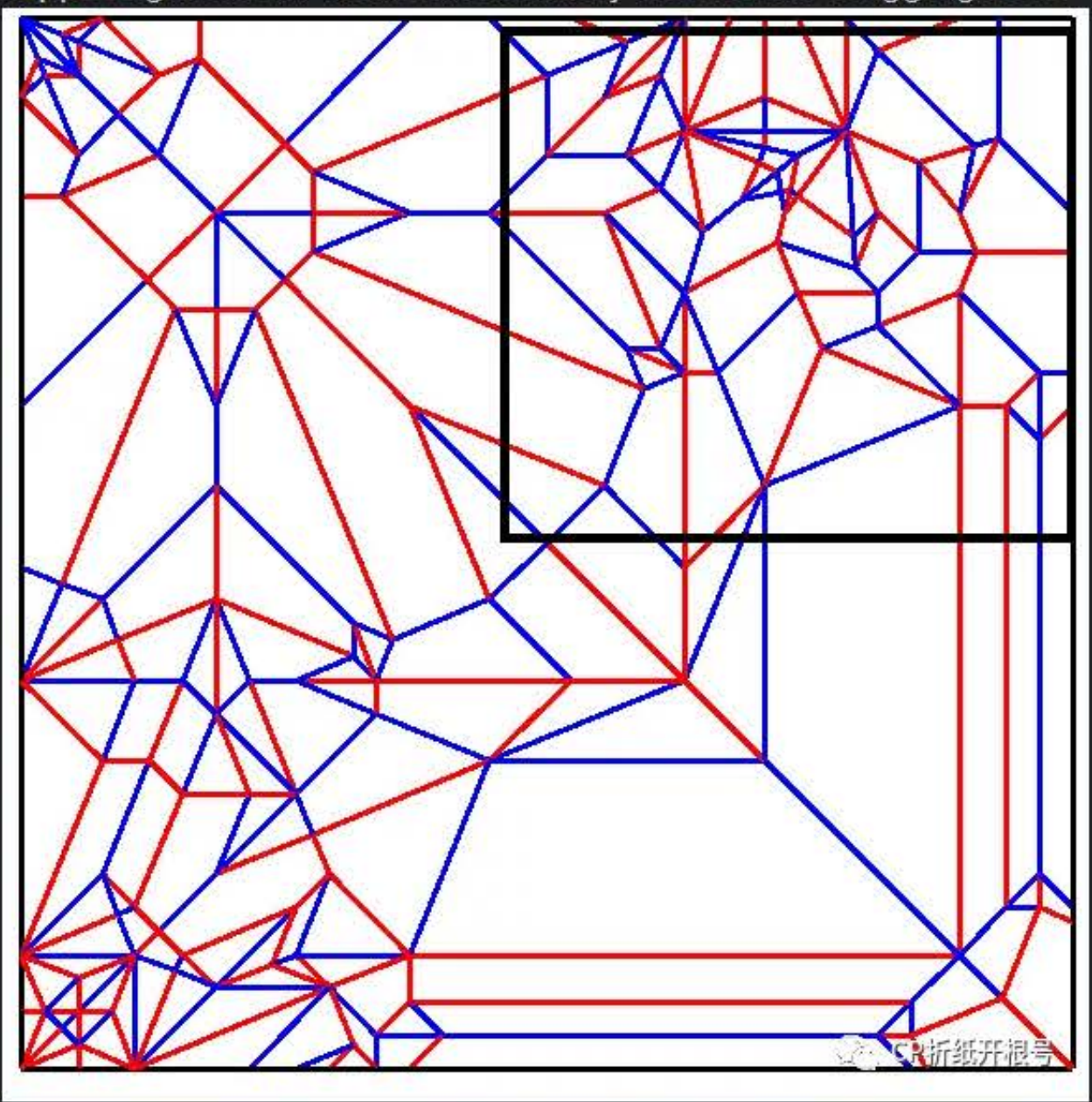

CP折纸开根号

CP折纸开根号

CP折纸开根号

CP折纸开根号

CP折纸开根号

The method used here is still starting from the long-term, and then converging from the bottom up.

CP折纸开根号



First process the central area, here is to flatten it

CP折纸开根号

CP折纸开根号

CP折纸开根号


CP折纸开根号

Let's focus on the remaining short lines.


CP折纸开根号


CP折纸开根号

CP折纸开根号

CP折纸开根号

CP折纸开根号

As we converge, we will gradually discover that some short lines can naturally form during the aggregation of other known lines. So there is no need to hit individual lines.



CP折纸开根号



CP折纸开根号

CP折纸开根号



Internal perspective








CP折纸开根号

Right perspective


CP折纸开根号


CP折纸开根号

Return to perspective


CP折纸开根号


CP折纸开根号


CP折纸开根号

CP折纸开根号



CP折纸开根号

CP折纸开根号

How do you think it 's more difficult than a snake belly bug? Is it more difficult? !! Summarizing this work, the difficulty is more difficult than the ordinary 48 equal division of insects, but the angle CP also occupies a large proportion in the entire CP origami, and it is more wonderful in the change of fixed-point and fixed-line. In the next issue, we will talk about modern Pen holder, a snake belly work. Well, this issue is here. Have you all folded it out? ?

Come on, origami gentlemen!
See you next time!

“感谢关注感谢持续关注”

高山 的赞赏码

Below is the QR code of the public account. Welcome everyone to pay attention to modern origami and CP origami.

Past directories

CP Public Account Title for Classification Purpose-Relabeling

Links to the first 130 issues
Origami Interactive Series No.46 Total 131st CP CP Exclusive Shoot
Origami Interactive Series No.47 CP fans exclusive small real shot total 132th issue of small origami that can be used as gifts
CP Share Series No. 52 Total 133rd Shrimp Is Here Again
Origami Interactive Series No.48 Total 134th Issue of CP Lovers
Origami Interactive Series No.49 Total 135th Issue (Annual Leave Special Chapter 1) Exclusive Real Shooting for CP Lovers
Origami Interactive Series No.50 Total 136th Issue (Annual Leave Special Chapter 2) CP Fans Exclusive Real Shooting
CP Sharing Series No.53 Total 137th Imai Works Ise Lobster
CP Share Series No.54 Total 138th New Year Egg Dragon CP
CP Share Series No.55 Total 139th Mouse
Origami Interactive Series No. 51 Two total real shots in the 140th issue
Origami Interactive Series No.52 Total 141st issue Kobayashi's Dog
Origami sharing series No.54 CP explanation of the 142nd chameleon
Origami Sharing Series No.55 Total 143th Issue Old Fold New Fold
Origami Interactive Series No.53 Total 144th issue Will it be the simplest issue in 2020?
Origami Interactive Series No.54 Total 145th CP entry exclusive small real shot
Origami Interactive Series No.55 Total 146th episode Real shot (two lost aircraft)

Origami Promotion Series No.001 Total 82nd Issue Introduction of Origami Magazine
Origami Promotion Series Origami Detective Team 155 Total 197th Issue
Origami Promotion Series No.171 Total 198th Origami Detective Team 171
Origami Promotion Series No.141 Total 199th Issue Origami Detective Team 141

Participated in the (Xiamen) First Cross-Strait Paper Art Industry Expo
Participated in the 2nd (Xiamen) Cross-Strait Paper Art Industry Expo-Taking Paper as a Dream (88th Issue)

Nth issue: Advertising
Once again, the name of the volcano 515650243 is the mountain origami player
I posted a lot of life sketches and origami sketches, and of course there are original works🤔
My Taobao Online Store
Although there is no decoration in the online store and the pictures are not very beautiful, the works are still complete, and I can order CP works that are not in the store. Of course, it also includes the aggregate semi-finished products and finished products of almost all the works explained by the public account And line paper for sale.
Everyone says my Taobao shop ca n't find it, I do n't know why.
https://shop35817735.taobao.com/?spm=a1z10.1-cs.0.0.694d7526pob2Vx