Origami Sharing Series No11 The penultimate issue of the total thirty-eighth beetle

Origami student Takayama CP origami opening number 2018-06-26

Knowledge in this issue, the creation of leg stubs (2-1, 2-3 insertion in 45 degrees)
Here I will select the right leg of the ministry as a solo shooting example!

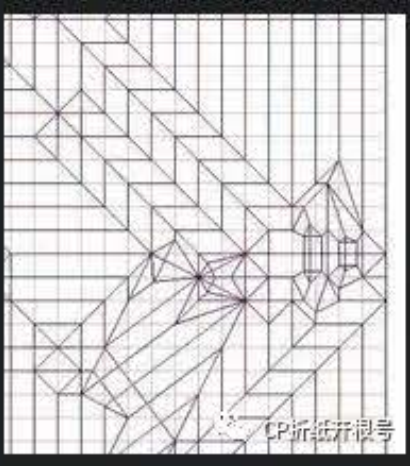

The picture above is the part we are dealing with, and the picture below is an observation way that we have to deal with red and green separately. When converging origami is too complicated, we must pay less attention to the short line.
Let 's take a look at the real shots together.

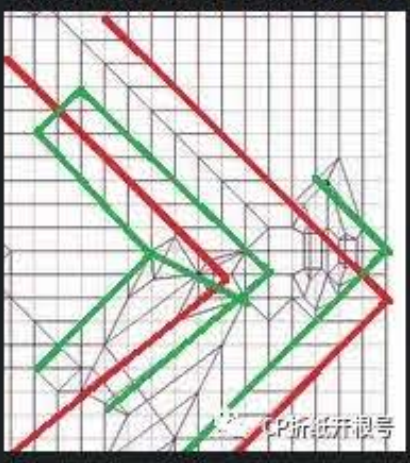





CP折纸开根号

CP折纸开根号

CP折纸开根号

CP折纸开根号

CP折纸开根号

CP折纸开根号

CP折纸开根号



CP折纸开根号



CP折纸开根号



CP折纸开根号

CP折纸开根号

CP折纸开根号

CP折纸开根号

CP折纸开根号

CP折纸开根号

CP折纸开根号





The knowledge point can be shot by yourself, you can directly connect or find a small paper like me to practice first.

As the last few issues of the beetle part, a friend just wants me to talk about the difficult work of Jinjing, so this issue is also an improvement part of many netizens. The beetle is something I have been explaining for months In essence, it is necessary to analyze and solve the distribution and opening of many origami insects through various beetle structures, and finally design well.