Origami Sharing Series No.47 Total 118th Issue Bump World Little Kelly

Origami students Takayama CP origami opening number2019-11-01

Hello everyone and welcome to CP Opening Numbers!

In this issue we have welcomed the character origami again. First of all, let 's talk about this issue.

In this issue:

Kelly -Animated Characters in Bump World

Kylie, a girl who ran to the bump contest just for fun, made her understand the importance of strength from a young age.

She has a natural instinct for fighting, and likes to settle everything with violence. But I like thrilling games, and hate everything to fight with. It is the 101st little famous newcomer killer "Xingyue Witch" in the preliminary round of the contest. It is a girl who is cute and demon.

In the preliminaries, due to knowing something, they intentionally retained their strength and ranked 101st. Through the 12th episode of the second season and the tenth preliminary matchup, we can see that the power is actually very strong.

Her elemental skills [Star **Moon Blade]** Huge Moon Blade and several star darts, can attack and defend

A unique Yuanli skill, in which the star dart belongs to the Yuanli armed system, can be freely controlled to attack, and can also be amplified for defense.

Moonblade is a magical living creature, between the power of Yuanli and the summoning beast.

Moon Blade is mainly responsible for attack, and it is also a carrying tool with both flight functions. Kelly also generally uses Moon Blade for defense, which has caused two serious damages in the animation, but because some of the Moon Blade are creatures, Therefore, it has strong self-repair ability, but it takes a long time to recover after being severely damaged, and it cannot be used during this period.

CP折纸开根号

After reading this issue, do you know the story of the work itself, and whether it is helpful to fold the work?

Let's take a look at the works in this issue



Works in this issue: 48--48 square

Let 's start the threading. The paper used in this work is best to be single-colored with no difference between the two sides.

Classmates who are already on the line, let's aggregate them, but the aggregation is really simple, but shaping is not easy!

We will use traditional methods to solve this work. According to the picture below, the red line peaks and valleys are folded, and the two sides are gathered in the middle by one grid.

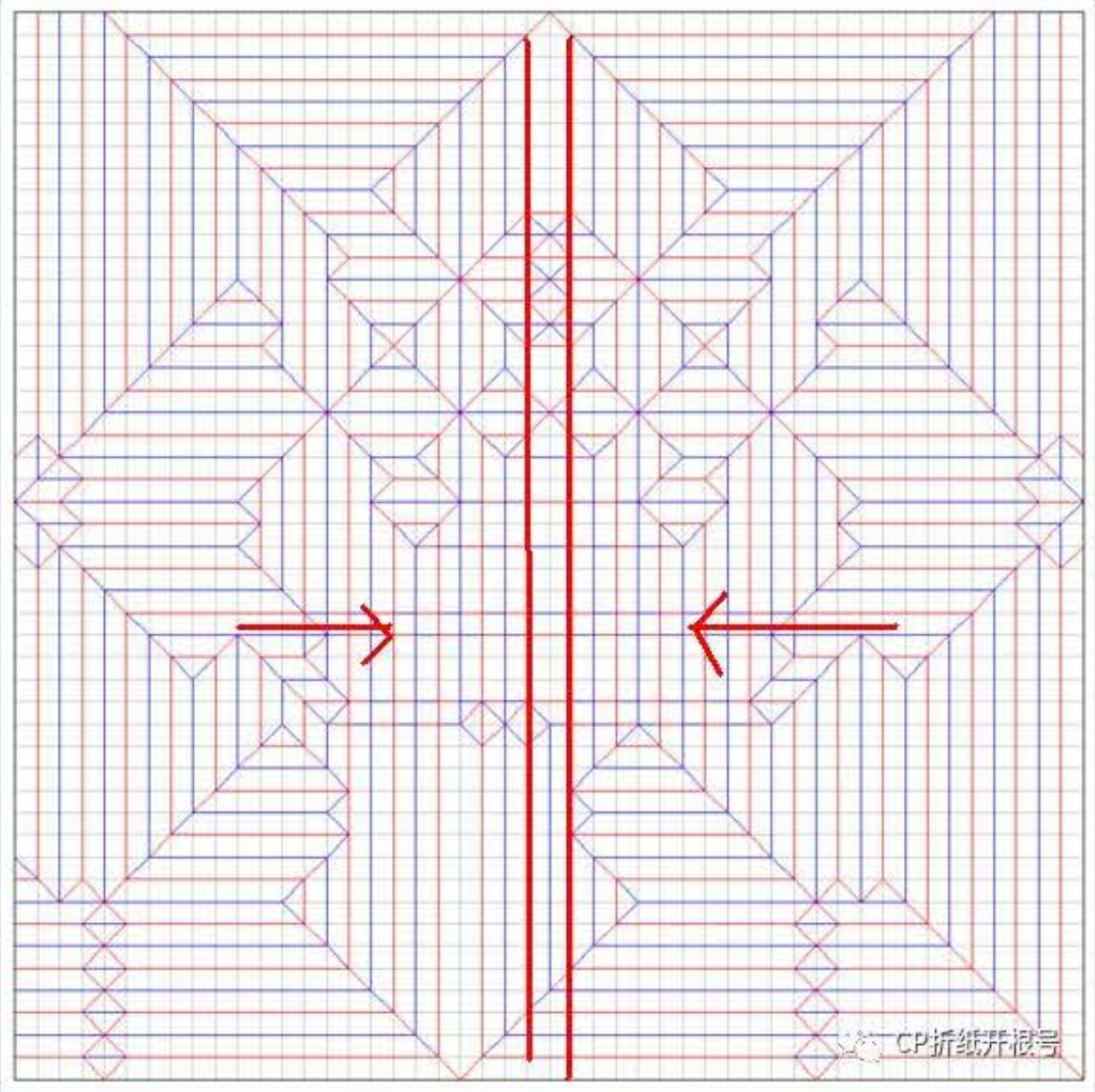



CP折纸开根号

CP折纸开根号

CP折纸开根号

Next, I push the middle of the picture and then deal with the small jagged structures on both sides.

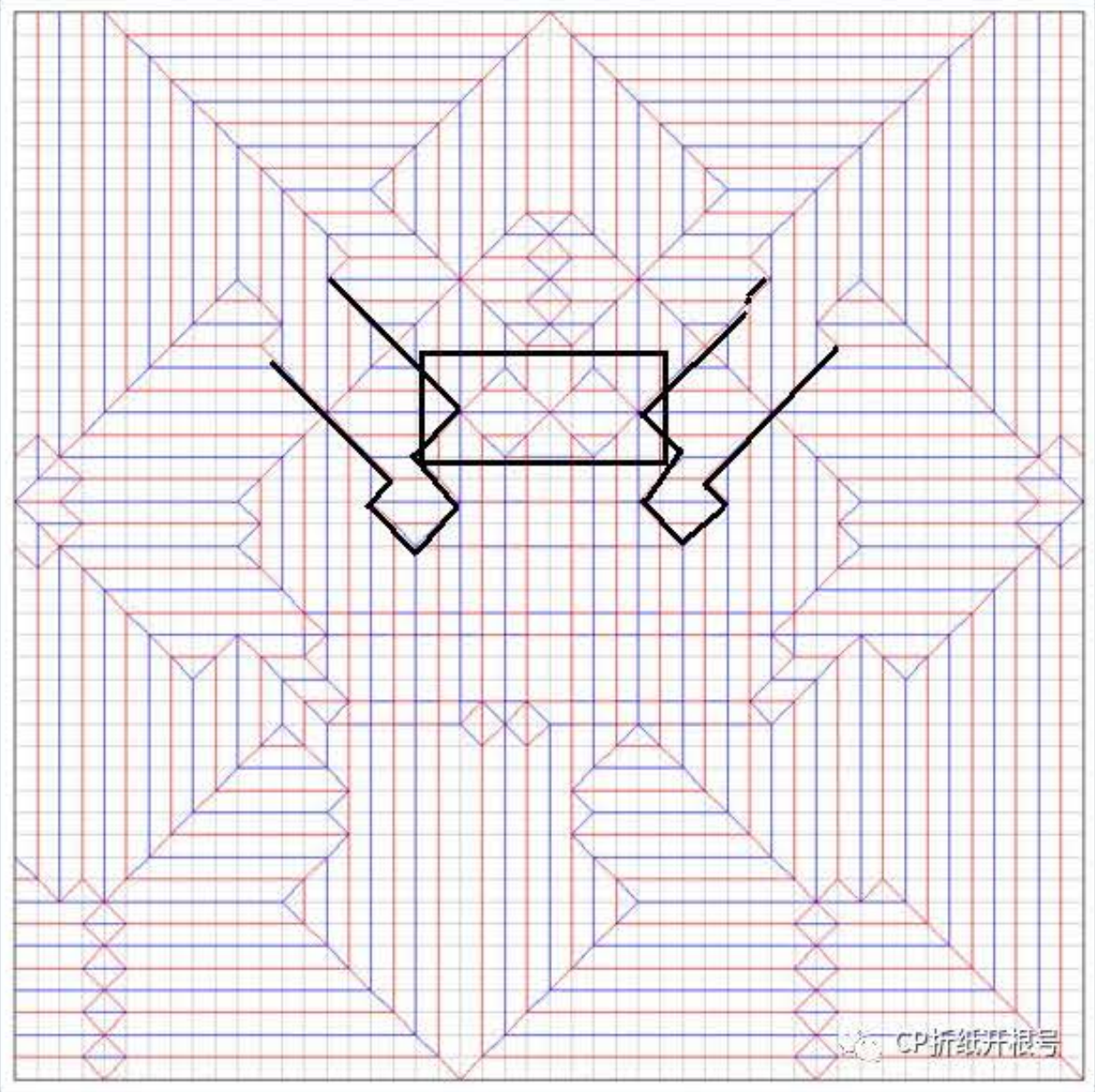

CP折纸开根号





CP折纸开根号





CP折纸开根号



CP折纸开根号



CP折纸开根号



CP折纸开根号

After both sides are folded, we follow the picture below to aggregate the red lines. There is not much to remind here, but it needs to be neat.

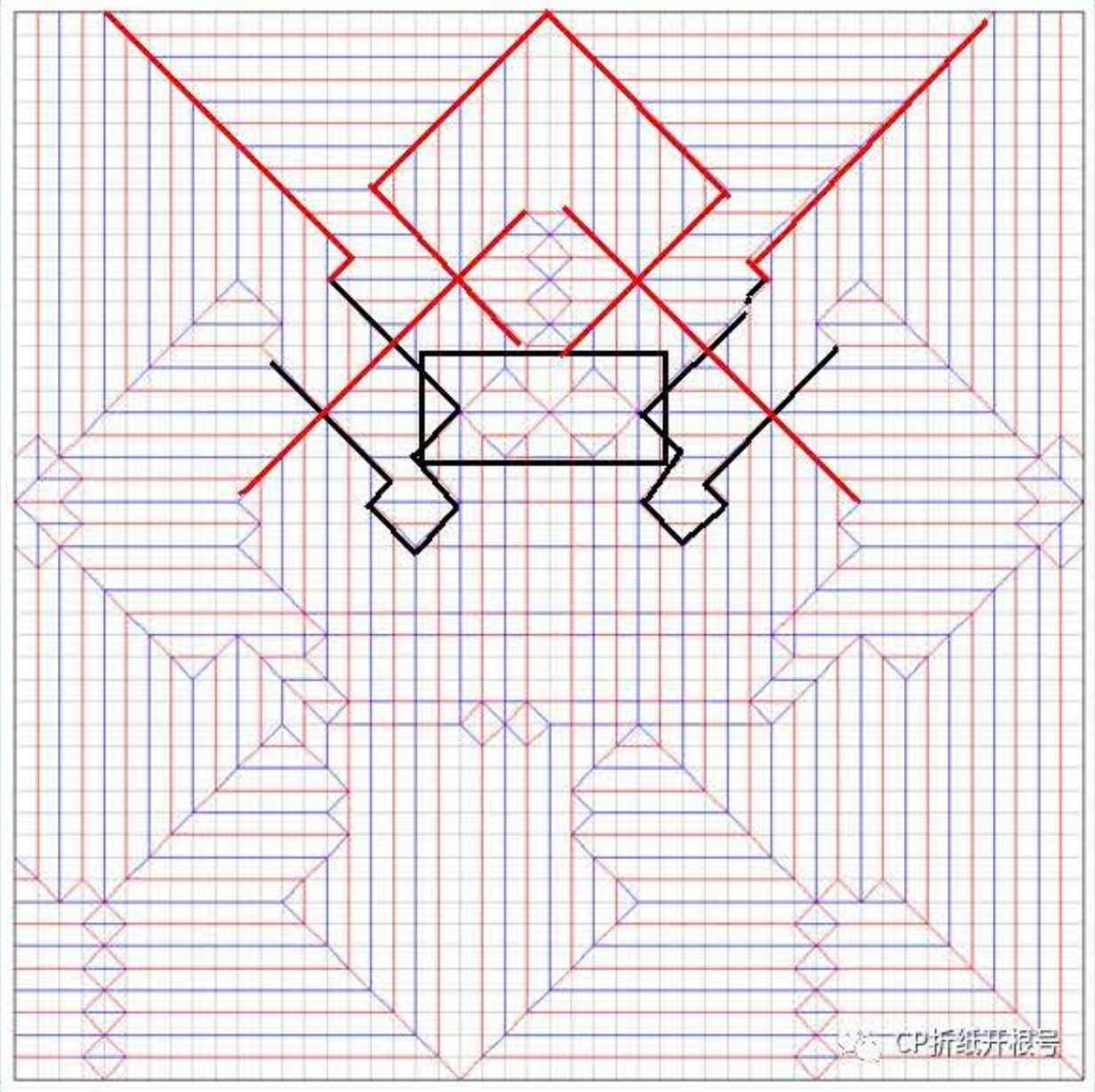

CP折纸开根号

CP折纸开根号

CP折纸开根号



CP折纸开根号





Below we deal with the symmetrical arms in the CP

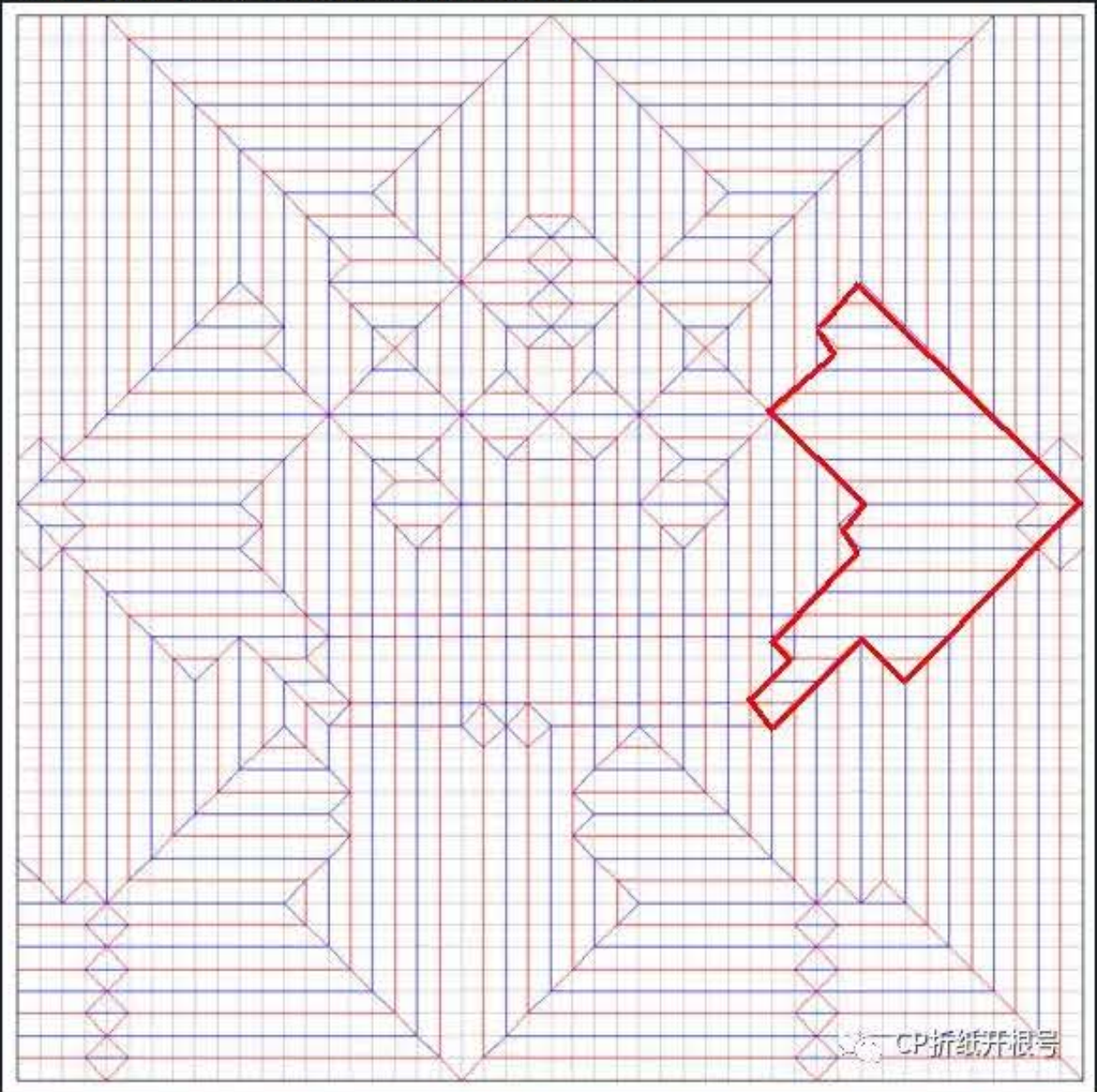

CP折纸开根号

CP折纸开根号

CP折纸开根号

CP折纸开根号

CP折纸开根号

CP折纸开根号

Here is the other direction

When converging in the other direction, by the way, the two turning small squares in the black box in the figure below are processed. First of all, we must pay attention to the peaks and valleys of the two long lines in the horizontal direction. Here are the line segments, so it is a multi-paper layer operation Don't get it wrong.

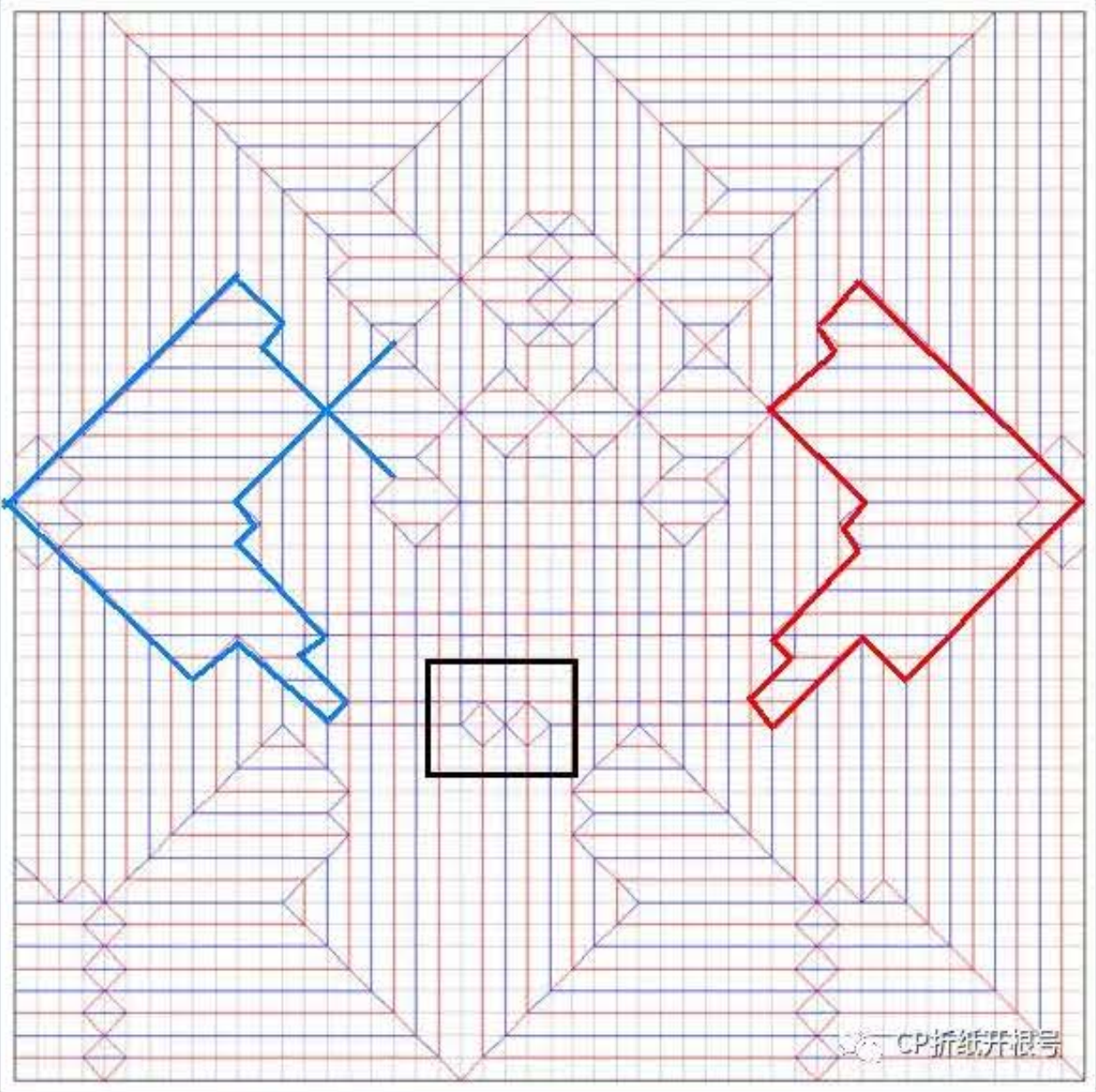

CP折纸开根号

CP折纸开根号

Start turning as shown below



CP折纸开根号




CP折纸开根号

Next we deal with the two asymmetric parts below, two legs. It is important to note that the full-peak part is marked below

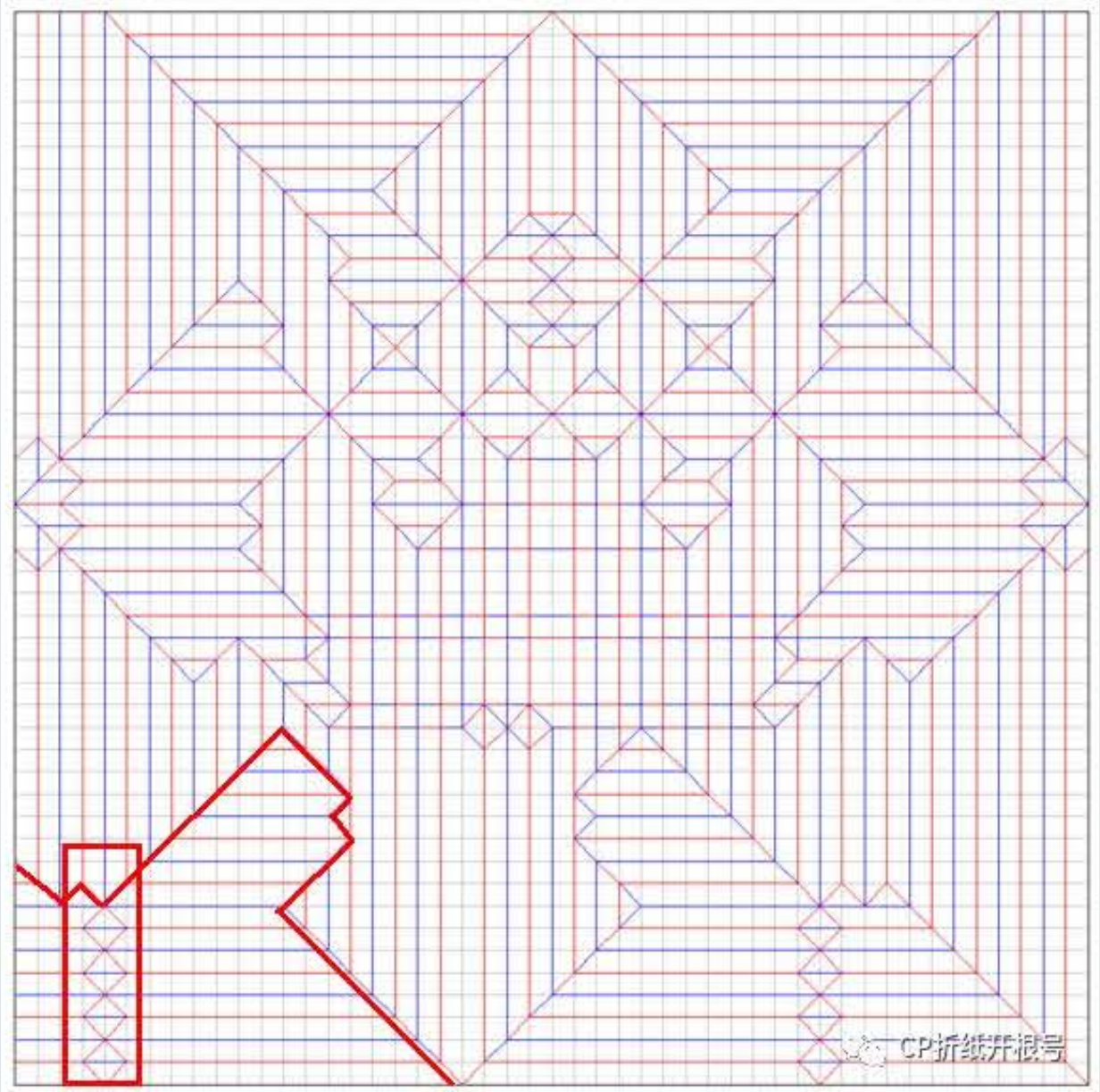
CP折纸开根号

CP折纸开根号

CP折纸开根号



CP折纸开根号

CP折纸开根号

CP折纸开根号

Below we deal with the other leg, this leg has a small crescent on it so there is some structure.

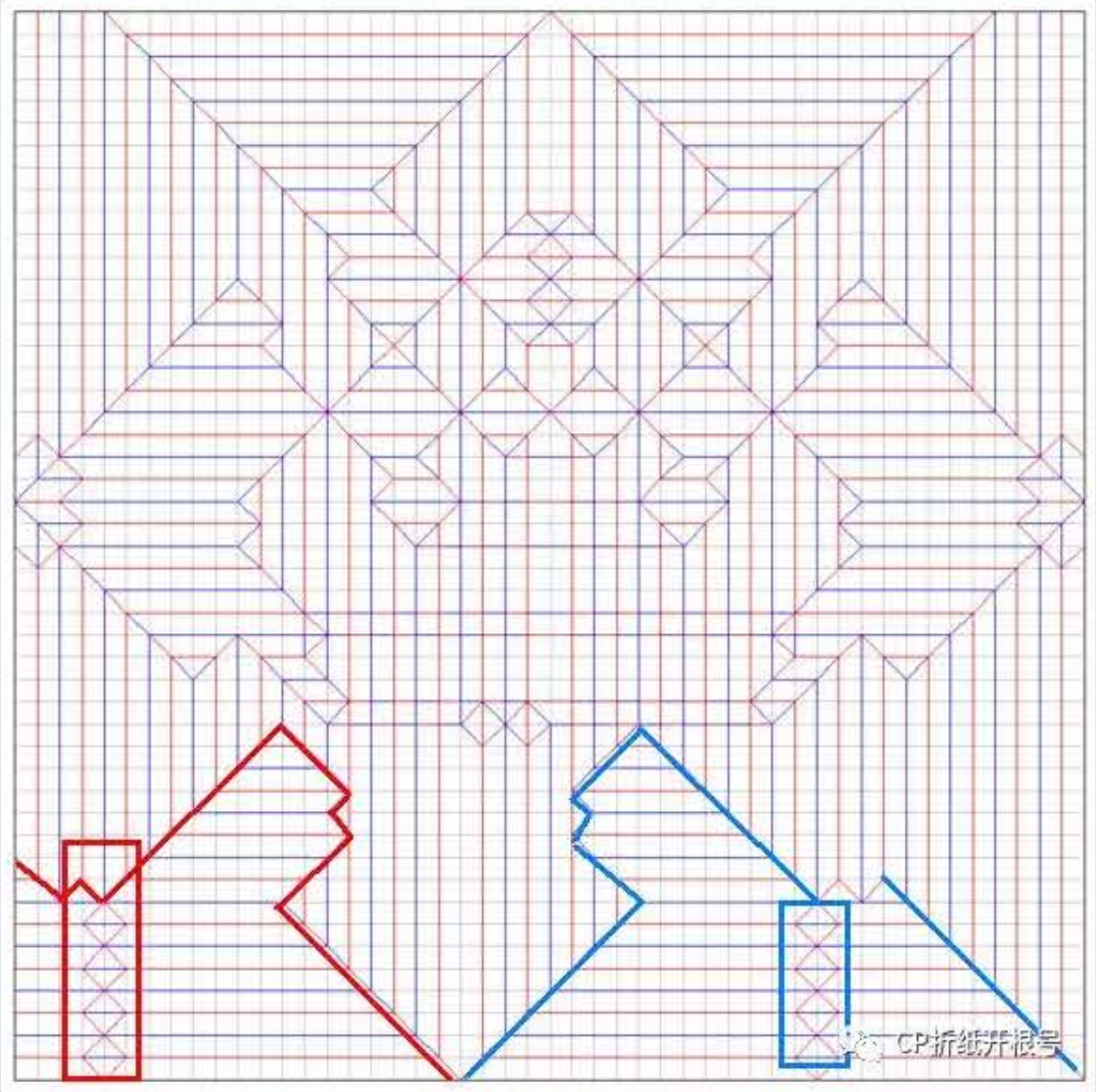

CP折纸开根号

CP折纸开根号

CP折纸开根号

CP折纸开根号

CP折纸开根号

Finally, we will refine the part of the handle.



CP折纸开根号

CP折纸开根号

CP折纸开根号



As shown in the figure above, we have gathered all the lines on the CP. Next, we take a look at the branches, and it is best to distinguish the purpose of all branches.

Alright, let's start shaping.

CP折纸开根号

CP折纸开根号

CP折纸开根号

CP折纸开根号

CP折纸开根号



CP折纸开根号

CP折纸开根号

CP折纸开根号

CP折纸开根号

CP折纸开根号

CP折纸开根号

CP折纸开根号



CP折纸开根号



CP折纸开根号

CP折纸开根号

CP折纸开根号



CP折纸开根号

CP折纸开根号



CP折纸开根号

CP折纸开根号

CP折纸开根号

CP折纸开根号

CP折纸开根号



CP折纸开根号



CP折纸开根号

I corrected a place here, and after looking at the original picture carefully, I found that there was a part beside Kelly's right hand. Although I can't see what it is, I should use a small branch, as shown in the figure below, I folded another one.



So the half crescent in the picture below is just completed with this branch

CP折纸开根号

The others are almost the same as the pink plastic shaping process, so everyone just need to make the extra branches to have the same structure as the finished picture, and come on.

Come on, origami gentlemen!
See you next time!

“感谢关注感谢持续关注”

高山的赞赏码



Below is the QR code of the public account

Past directories

Links to the top 100 issues

Origami Sharing Series No.36 Total No. 101 The Big Worm Not a Worm- 虫

CP Share Series No. 37 Total No. 102 Interpretation of Strong Colony CP

Origami Share Series No.38 Total 103rd Strong Colony Armor CP2

CP Entry-level Works Series (Interaction No. 33) Total 104th Issue BUG--CP

Origami Sharing Series No.39 Total 105 Issue Another shrimp CP

Origami Sharing Series No.40 Total 106th Issue of Hatsune

Origami Sharing Series No.41 Total 107th Issue Another CP by Weiss

Origami Sharing Series No.42 Total 108th Whip Spider

CP Interpretation of Origami Sharing Series No. 43 Total Issue 109

Origami Interactive Series No.34 Total 110th issue Lao Luo's Another Dragonfly

Origami Sharing Series No.44 Total 111th Imai Works: Another Prawn

Origami Interactive Series No.35 Total 112th Issue of Lao Luo Another Bug

Origami Interactive Series No. 36 Total 113th Drawing of Small BEE

Origami Sharing Series No.45 Total 114 Issues

Origami Sharing Series No.46 Total 115 Issues A Wave of Locusts

Origami Interactive Series No.37 Total 116th Sawmill and Beauty

CP entry-level discount friends exclusive real shot interactive series No.38 total 117th issue marine life and little dragon

Origami Promotion Series Origami Detective Team 155 Total 197th Issue

Origami Promotion Series No.171 Total 198th Origami Detective Team 171

Origami Promotion Series No.141 Total 199th Issue Origami Detective Team 141

Participated in the (Xiamen) First Cross-Strait Paper Art Industry Expo

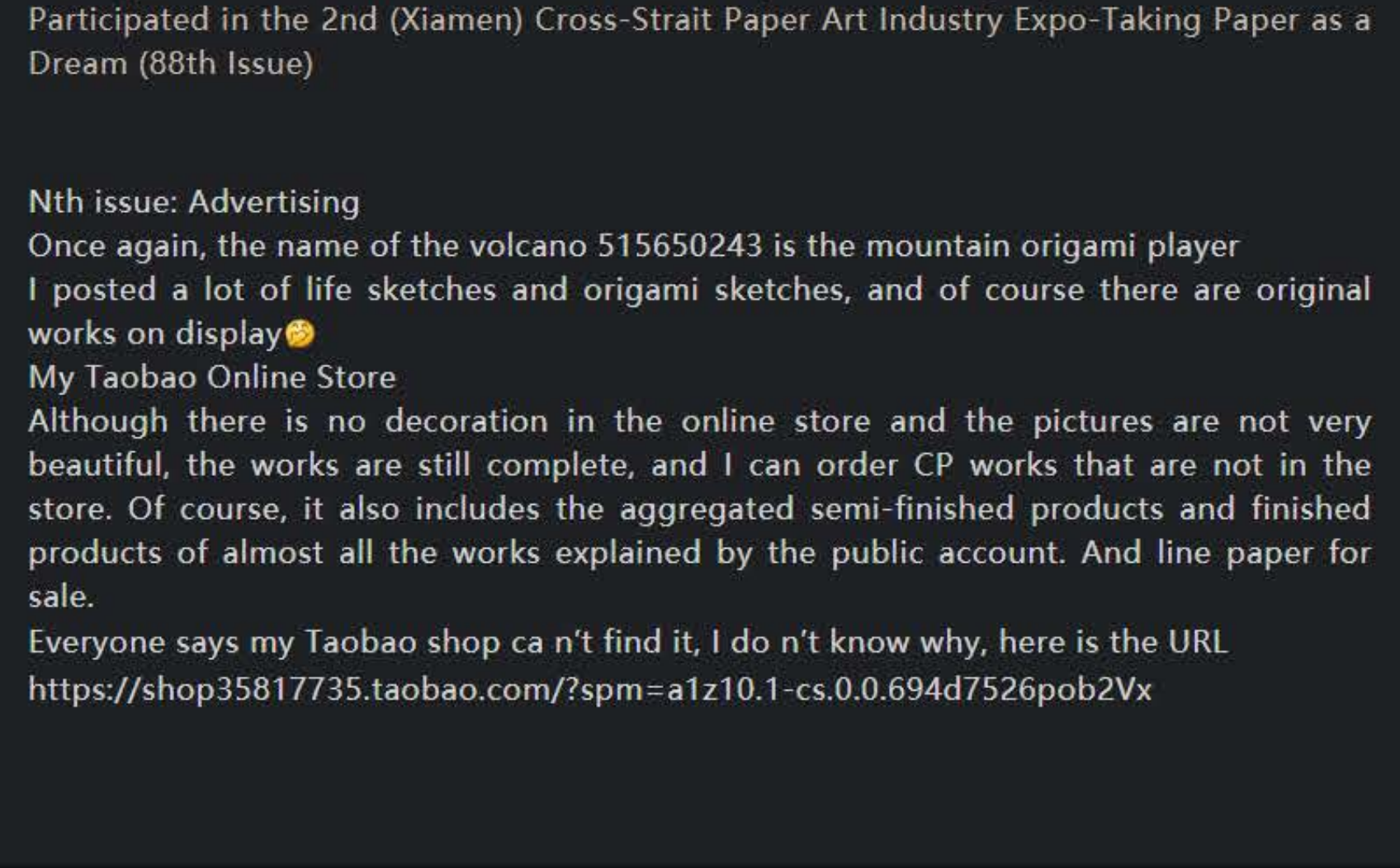

Participated in the 2nd (Xiamen) Cross-Strait Paper Art Industry Expo-Taking Paper as a Dream (88th Issue)

Nth issue: Advertising
Once again, the name of the volcano 515650243 is the mountain origami player
I posted a lot of life sketches and origami sketches, and of course there are original works on display🤭
My Taobao Online Store
Although there is no decoration in the online store and the pictures are not very beautiful, the works are still complete, and I can order CP works that are not in the store. Of course, it also includes the aggregated semi-finished products and finished products of almost all the works explained by the public account. And line paper for sale.
Everyone says my Taobao shop ca n't find it, I do n't know why, here is the URL
https://shop35817735.taobao.com/?spm=a1z10.1-cs.0.0.694d7526pob2Vx